

DISTRICT PUBLIC SCHOOL & COLLEGE DEPALPUR

Winter Task, Home Assignments, Work Sheets and Activities

(Academic Session 2020-21)



Class: Play Group

Student Name: _____

Father Name: _____





DISTRICT PUBLIC SCHOOL & COLLEGE DEPALPUR

Date: 26-11-2020

Respected Parents: Assalam-o-Alaikum! السلام عليكم!

First, let me say I hope you and your family are safe and healthy as you read this letter.

As you know, DPS & College Depalpur has adopted distant learning for our beloved students through e-learning project and by providing winter task. Our goal is to provide continuous educational support and practice for students while schools are closed and to lessen the stress upon parents who are worried about the study of their ward. We own our responsibility to fulfill our commitment to excellence in the field of education.

We have decided to send you academic planning as winter task of one month of 26th November, 2020 to 24th December, 2020 through what's app numbers and same planning/ winter task will be uploaded on DPS & College Depalpur web page www.dpsdepalpur.edu.pk.

Salient features of Winter Vacation Home Work;

- All teaching material with assignments and supportive notes are provided subject wise.,
- Dates and days are being mentioned for convenience of parents.,
- 2nd Semester Syllabi after summer vacation is being taught and Students will complete Winter task as class work.,
- Complete work of all subjects will be checked by the concerned subject teachers as soon as the school reopens 20% in all subjects' marks for winter vacation home work will be added in annual consolidated result. In case of con-completion of winter task or obtaining less than 50% marks will not be promoted to next class.
- Parents are expected to facilitate their children in learning of provided winter task for the examination that will be conducted right after the reopening of schools (Insha Allah).

Note: Parents are requested to provide prints of all provided winter task to their children. You can also purchase it from any book stores in the city. In case of any query parents can take guideline from class coordinator from 09:00am -- -- 12:45pm (Monday to Saturday).

Class Playgroup

Class Coordinator 03007536776

Subject Teachers

English 03216945948

Urdu 03007536776

Mathematics 03404285284

Best Regards,



Principal
DPS & College Depalpur

WINTER TASK

Home Assignment and Worksheet 2020-21

Message to parents:

Dear parents,

Please help and guide your child doing these assignments.

- Let your child follow the given writing pattern.
- Assignments must be done regularly.
- Make sure that the child should use sharpened pencil and avoids the excessive use of eraser.
- Make sure that your child can read what he/she writes.
- Make sure that you child has learnt that concept he/she is reading or writing.
- Parents are the primary source of Tarbiyah, religious and cultural values development in their ward / children and are also responsible to support their children in developing positive behaviors and values.
- To make your children responsible society members, model and teach them moral values like honesty, loyalty, respect, self – reliance self – discipline, patience, kindness, gratitude forgiveness, personal responsibility and courtesy. As parents, you need to practice what you preach / teach.
- Habits becomes second nature through regular practice. The habits learnt in early years will stay with them for the rest of their lives.
- Adopt a positive mind – set yourself and make sure the environment at home is happy and comfortable.

Stay Home , Stay Save

Principal 
DPS & College Depalpur

DISTRICT PUBLIC SCHOOL & COLLEGE DEPALPUR

2nd Semester Smart Block Syllabi 2020 – 21 Pre School (Playgroup)

SUBJECT	TOPICS
<ul style="list-style-type: none"> English 3 rd Edition New Modern English PRE_PRIMER (Nicholas Horsburgh Claire Horsburgh) English playgroup	Book pages # 45 to 67. n to z. Trace, match and colour the letters : "n to z" Topics: 'In the sky, Animals, Day and night, Numbers 1 to 10. Colour the pictures with beginning sound , matching of pictures with letters, matching of pictures with same picture. Self -writing : " a to e" on note book
Rhymes (Referred by Teacher)	I am a police man, Teddy Bear, Rain Rain go away, , Blue ship, Day song, ABC Song
Conversation	Allama Iqbal:- Q#1 Who is our national poet? Q#2 Who gave the idea of Pakistan? Q#3 Sing any rhyme written by Allama Iqbal? My School Q#1: What is the name of your school? Q#2: What is the colour of your school uniform? Q#3: In which class do you read? Q#4: What is your teacher's name?
<ul style="list-style-type: none"> Mathematics OXFORD NEW COUNTDOWN STARTER THIRD EDITION (Oxford University Press)	Book Pages# 51 to 103. Numbers (1 to 10). Trace, match, count, circle and colour the numbers and objects "1 to 10" concept of zero. Shapes(circle, square ,oval ,rectangle, triangle) Comparison (big /small, thick and thin, long and short, tall and short, light and heavy) Oral Counting:- "1-30" Self -writing : write " 1 to 5 " on notebook.
<ul style="list-style-type: none"> اردو اردو کا گلدستہ "کلیاں" پری زسری (نوزیہ احسان فاروقی) اوسکفر ڈیویورسٹی پریس 	صفحہ نمبر 54 تا 98 (س تے) شردع کی آواز کی پہچان، پڑھیے، لکھیے اور رنگ بھریے، حروف کو تصویر کے ساتھ ملائیے، درست حرف یا تصویر کے گرد دائرہ لگائیے۔ سرگرمیاں: نقاط پر لکھائی کی مشق، نقطے ملائیے، نقطے لگائیے، پڑھائی، ترتیب وار لکھائی، دائرہ لگائیے، رنگ بھریے، ایک جیسی اشیاء کی پہچان کیجیے۔ کاپی پر "اتے" نقاط پر لکھیے۔ اور "اتات" لکھائی کیجیے۔
اردو نظمیں (Referred by Teacher)	پیاسا کوا، بلبل کا بچہ، ساتھی، کلزی کی کاٹھی، پھلی جلی کی رانی ہے، دیکھو بچو ہاتھی آیا، اب کا گیت
اسلامیات (Referred by Teacher)	عنوان:- دعائیں:- 1 تا 7 یاد کیجیے۔ سوالنمبر: 7: دودھ پینے کی دعائیں؟ سوال نمبر: 8: سیزہیاں / اونچی جگہ چڑھتے وقت کیا پڑھتے ہیں؟ سوال نمبر: 9: سیزہیاں / اونچی اترتے وقت کیا پڑھنا چاہیے؟ سوال نمبر: 10: اچھی چیز دیکھ کر کیا پڑھنا چاہیے؟ سوال نمبر: 11: چھینک آنے پر کیا پڑھتے ہیں؟ آداب:- سوال نمبر: 1: جب کسی سے ملیں تو کیا کہنا چاہیے؟ سوال نمبر: 2: السلام علیکم کے جواب میں کیا کہنا چاہیے؟ سوال نمبر: 3: کھانا کھانے سے پہلے کیا کرنا چاہیے؟ سوال نمبر: 4: پانی کس ہاتھ سے پینا چاہیے؟ سوال نمبر: 5: پانی کیسے پینا چاہیے؟ سوال نمبر: 6: جب گھر سے باہر جائیں تو کیا

	<p>کہنا چاہیے؟</p> <p>اسلام: سوال نمبر 1: ہم سب کون ہیں؟ سوال نمبر 2: ہمارا دین کیا ہے؟ سوال نمبر 3: مسلمان نماز کس رخ پڑھتے ہیں؟ سوال نمبر 4: نماز پڑھنے سے پہلے کیا کرنا چاہیے؟ سوال نمبر 5: مسلمان دن میں کتنی نمازیں پڑھتے ہیں؟ سوال نمبر 6: فرض نمازوں کے نام بتائیے؟ سوال نمبر 7: ہماری آخری کتاب کا نام بتائیے؟ سوال نمبر 8: قرآن مجید کس پر نازل ہوا؟ سوال نمبر 9: عیدیں کتنی ہوتی ہیں؟</p> <p>ناظرہ سورہ الاخلاص یاد کیجئے</p>
General Knowledge (Referred by Teacher)	<p>Transport:- Q#1 Tell the means of transport? Q#2 How many kinds of transport? Q#3 Tell the name of Land Transport? Q#4 Tell the name of Air Transport? Q#5 Tell the name of Water Transport? Q#6 Tell the colour of Traffic lights?</p> <p>Animals:- Q#1 How many kinds of animals? Q#2 Tell the name of farm animals? Q#3 Tell the name of wild animals? Q#4 Tell the name of Sea animals? Q#5 Tell the name of Birds? Q#6 Tell the name of Insects?</p> <p>Autumn Season:- Q#1 What happened in Autumn season? Q#2 Do you like leaf collecting?</p> <p>Sports :- Q#1 What should you do for physical development? Q#2 Tell the name of Outdoor games? Q#3 Tell the name of indoor games? Q#4 Tell the name of races? Q#5 What is your favourite game?</p> <p>Winter Season:- Q#1 How's the weather in winter? Q#2 Tell the name of fruits you eat in winter? Q#3 Tell the name of clothes you wear to warm yourself?</p>
Manners (Referred by Teacher)	<p>Health and Hygiene:- Q#1 When you want to go to drink water what should you say? Q#2 When you want to go to wash-room, what should you say? Q#3 When you want to enter in classroom, what should you say? Q#4 When you want to talk with your teacher, what should you say? Q#5 When you want to take something, how you will seek permission? Q#6 When you want to talk with your friend, how will you seek permission? Q#7 What should you do before starting lunch? Q#8 What should you say before starting your lunch? Q#9 What should you say after lunch?</p> <p>Manners of playground:- How to play in playground? Play together. Sit on bunch or grass. Don't pluck the flowers. Don't hit their fellows. Q#1 If you do something wrong, What should you say? Q#2 If you take something from others, What should you say?</p>
E.P.L	Topics:- Spooning beans, Folding and unfolding of mat, Rolling and unrolling of mat, How to arrange a table? Folding and unfolding of a shirt, Care of Plants,
sensorial	Ex# 3 Monuments, Ex#6 High stairs, Long Rods, Long Rods Maze, Shapes:- Solid and Flat shapes.

Section Head
DPS & College
Depalpur

Principal
DPS & College Depalpur

Contents

- English Pg. 1 to 25 (Letter a to z)
- Mathematics Pg. 26 to 51 (Number 1 to 30 & concept of addition)
- Urdu Pg. 52 to 80 (حروف تہجی "ا تا ے" پڑھائی اور لکھائی)



Subject English

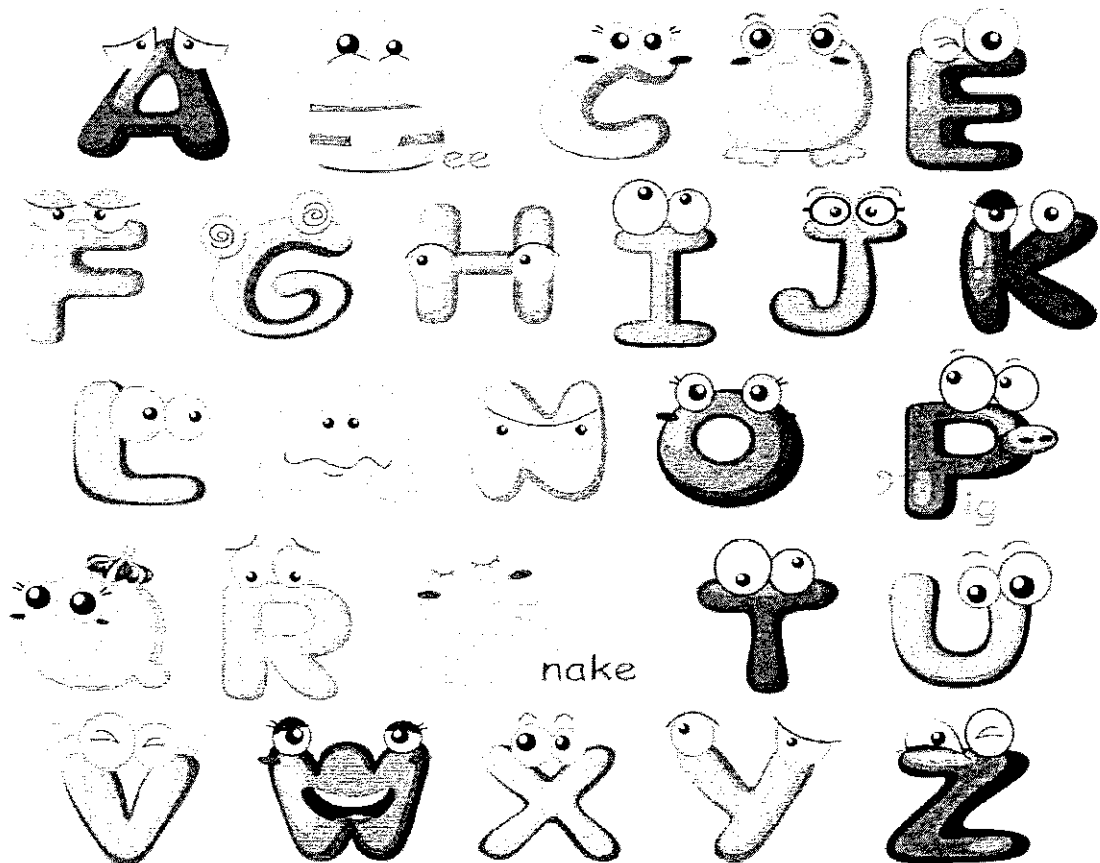
Winter Pack/Worksheets

(Academic Session 2020-21)

Class: PlayGroup

Student Name: _____

Father Name: _____



Date : 26th November ,2020

Day: Thursday

Trace the letter and colour the objects.

The letter name is "n" the sound is "nnnn"


n



net



nest



nail

n

n

n

n

n

n

n

n

n

n

n

n

n

n

n

n

n

n

n

n

n

n

n


n

n


Mother/Father's Sign:-----

Trace the letter and colour the objects.

The letter name is "o" the sound is "oooo"



Orange



owl



octopus

O o o o o

o o o o o

o o o o o

o o o o o

o o o o o

Mother/Father's Sign:-----

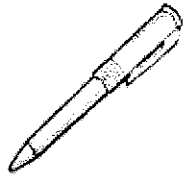
Date : 28th November, 20

Day : Saturday

Trace the letter and colour the objects.

The letter name is "p" the sound is "ph"


p



pen



pin



parrot

p

p

p

p

p

p

p

p

p

p

p

p

p

p

p

p

p

p

p

p

p

p

p

p

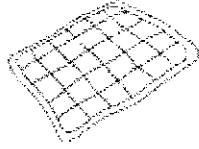
p

Mother/Father's Sign:-----

Trace the letter and colour the objects.

The letter name is "q" the sound is "qua"

q



quilt



question



quill

q q q q q

q q q q q

q q q q q

q q q q q

q q q q q

Mother/Father's Sign:-----

Date : 1st December , 2020


Day : Tuesday

The letter name is "r" the sound is "rrrrr"

Trace the letter and colour the objects.



rabbit



ruler



rat

r


Handwriting practice section consisting of five rows of horizontal lines. Each row contains five dotted lowercase 'r' characters for tracing. The first row includes a solid 'r' with a '1' and an arrow indicating the downward stroke, and a '2' with an arrow indicating the curved stroke.

Mother/Father's Sign:-----

Trace the letter and colour the objects.

The letter name is "s" the sound is "ssss"

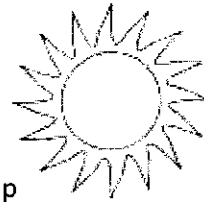
S



star



soap



sun

S s s s s

s s s s s

s s s s s

s s s s s

s s s s s

Mother/Father's Sign:-----

Date : 3rd December, 20

Day : Thursday


Trace the letter and colour the objects.

The letter name is "t" the sound is "tah"

t



tomato



tap



top

t

t

t

t

t

t

t

t

t

t

t

t

t

t

t

t

t

t

t

t

t

t

t

t

t

Mother/Father's Sign:-----

The letter name is "u" the sound is "uh"

Trace the letter and colour the objects.

u



umbrella



unicycle



umpire

u u u u u

u u u u u

u u u u u

u u u u u

u u u u u

Mother/Father's Sign:-----


Date : 5th December ,2020

Day: Saturday

The letter name is "v" the sound is "vvvv"

Trace the letter and colour the objects.


v



vase



vegetables



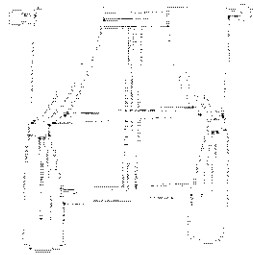
Tracing practice area with five rows of handwriting lines. Each row contains five dashed lowercase 'v' characters for tracing. The first 'v' in the top row has small numbers '1' and '2' indicating the stroke order: 1 for the downward diagonal stroke and 2 for the upward diagonal stroke.

Mother/Father's Sign:-----


The letter name is "w" the sound is "wah"

Trace the letter and colour the objects.


W






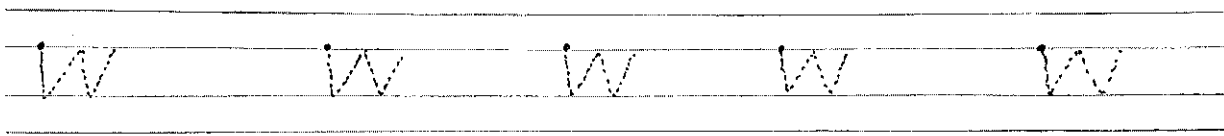
window



wall




watermelon




Mother/Father's Sign:-----

Match it .

W




S




T



R



U




Mother/Father's Sign:-----

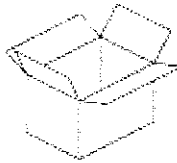
Trace the letter and colour the objects.

The letter name is "x" the sound is "xxxx"

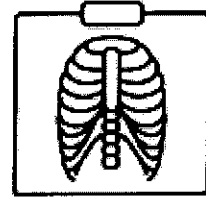
X



axe



box



xray



Mother/Father's Sign:-----

The letter name is "y" the sound is "yah

Trace the letter and colour the objects.

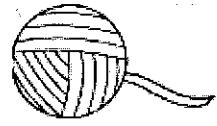
y



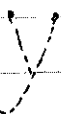




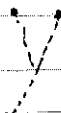

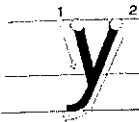
yolk



yoyo



yarn




Mother/Father's Sign:-----

The letter name is "z" the sound is "zzzz"

Trace the letter and colour the objects.

Z

ZOO



ZOO



Mother/Father's Sign:-----

Write n to z

n

o

p

q

r

s

t

u

v

w

x

y

z

n

o

p

q

r

s

t

u

v

w





x

y

z


Mother/Father's Sign:-----

Colour




Mother/Father's Sign:-----

colour



Mother/Father's Sign:-----

Colour the wild animals






KEY VOCABULARY

wild animal, forelegs, tail, ears, big, small, snake, elephant, monkey, tiger


Mother/Father's Sign:-----

Day



Mother/Father's Sign:-----

Night



KEY VOCABULARY

wake up, go to sleep, get dressed, get up, brush, wash, eat, breakfast, lunch, dinner, school, work, play, Sun, light, go to bed, sleep

Mother/Father's Sign:-----

Date: 19th December, 2020

Day: Saturday

1. The letter name is "a" the sound is "aah"

Trace the letters ,then write it by yourself.

a

a

a

a

a

Mother/Father's Sign:-----

Date: 21st December, 2020

Day : Monday

The letter name is "b" the sound is "bah"

Trace the letters ,then write it by yourself.

b

b

b

b

b

Mother/Father's Sign:-----

Date : 22nd December ,2020

Day : Tuesday

The letter name is "c" the sound is "kah"

Trace the letters ,then write it by yourself.

C

c

c

c

c

Mother/Father's Sign:-----

Date : 23rd December ,2020

Day:Wednesday

The letter name is "d" the sound is "dah"

Trace the letters ,then write it by yourself.

d

d

d

d

d

Handwriting practice lines consisting of multiple sets of three horizontal lines (top, middle, bottom) for writing practice.

Mother/Father's Sign:-----

Date : 24th December , 202

Day : Thursday

The letter name is "e" the sound is "eay"

Trace the letters ,then write it by yourself.

e

e

e

e

e


Mother/Father's Sign:-----

DISTRICT PUBLIC SCHOOL & COLLEGE DEPALPUR

2st Semester 2020

MATHEMATICS
Worksheet / Winter Pack
Class: PLAYGROUP

Name: _____



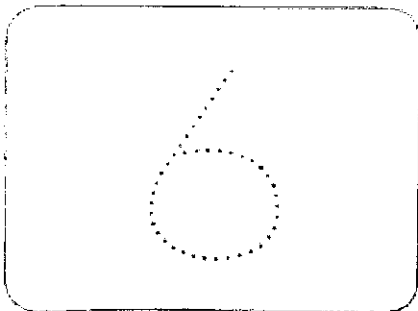
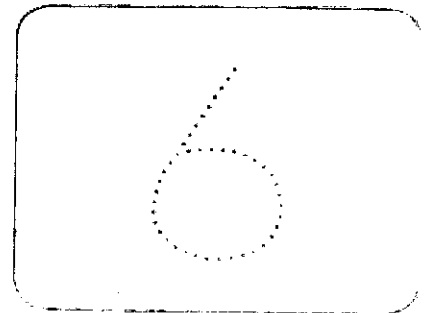
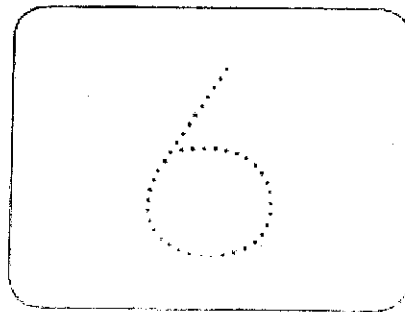
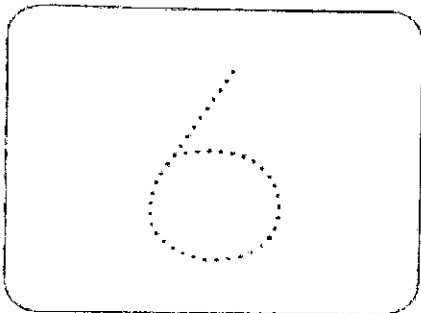
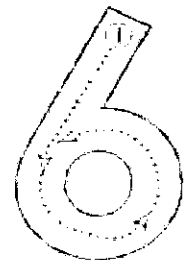
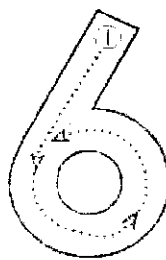
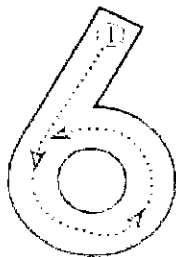
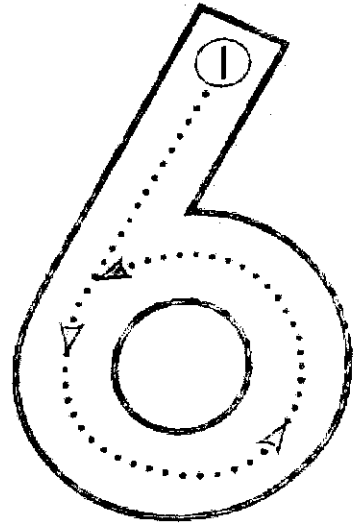



Mother/Father Sign. _____

Date: 26th November, 2020

Day: Thursday



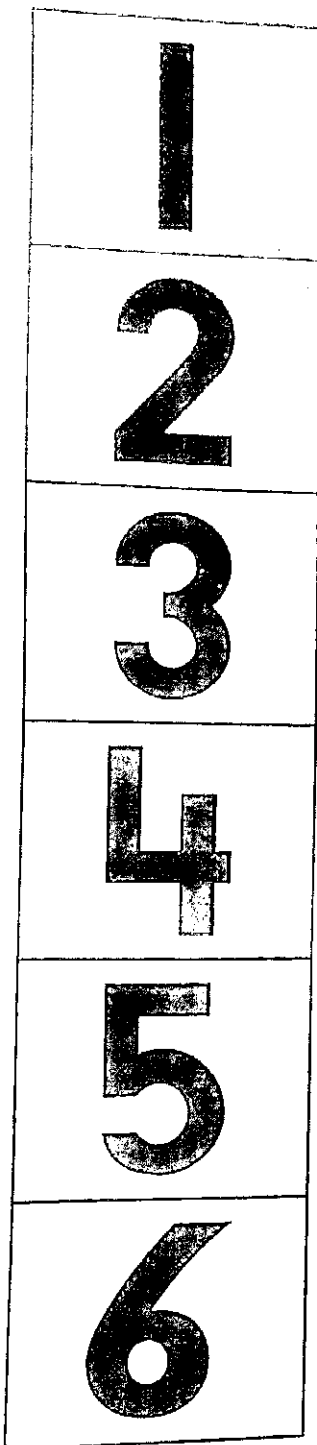
Trace on dots.



Date: 27th November, 2020

Day: Friday

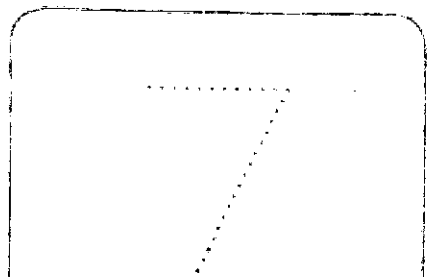
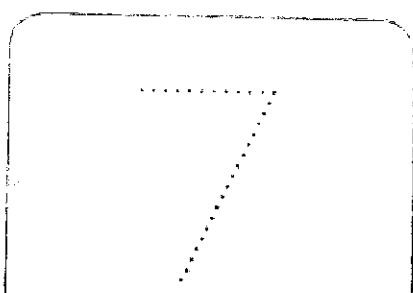
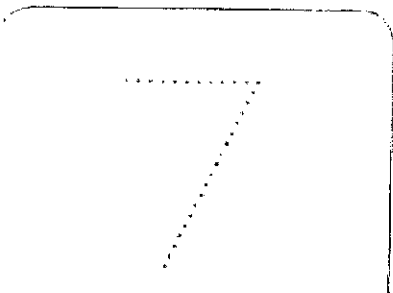
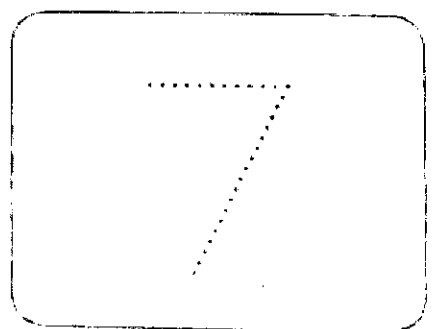
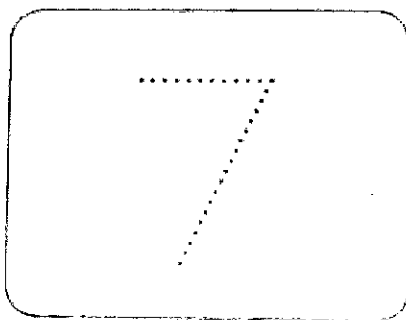
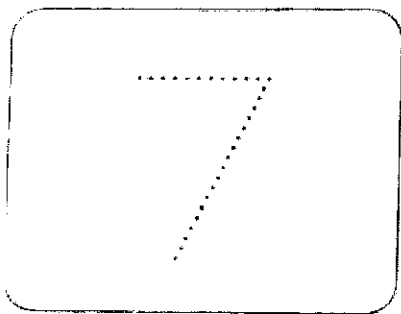
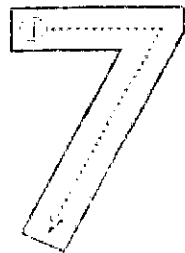
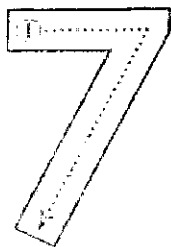
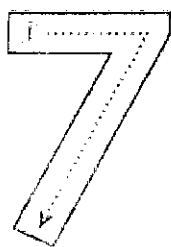
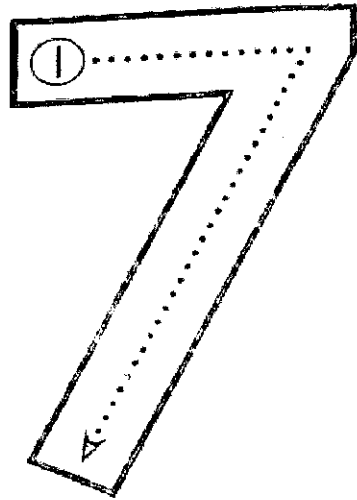

Trace on dots (1-6)



Date: 28th November, 2020

Day: Saturday

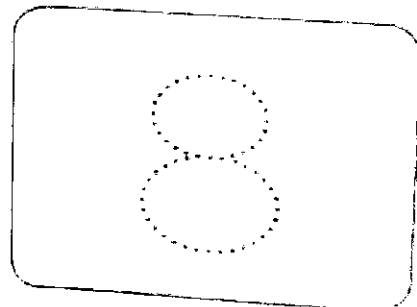
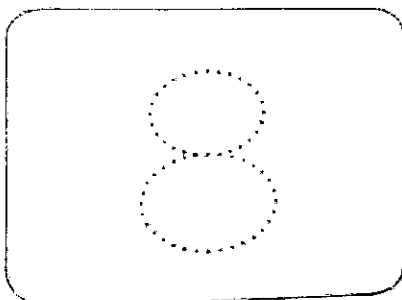
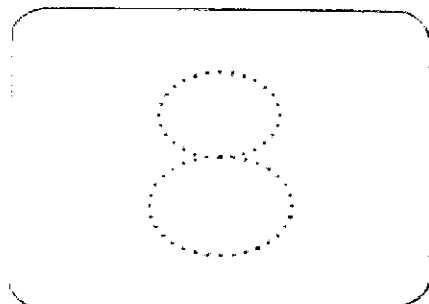
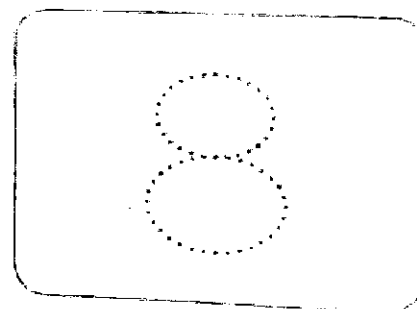
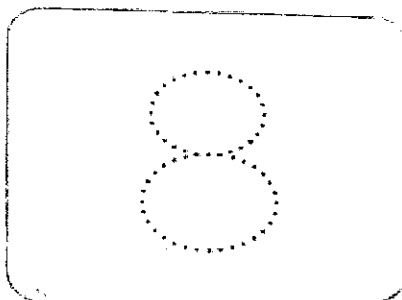

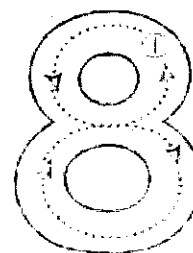
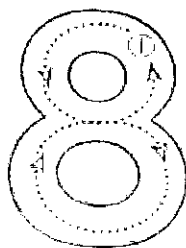
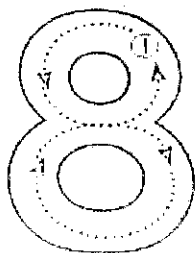
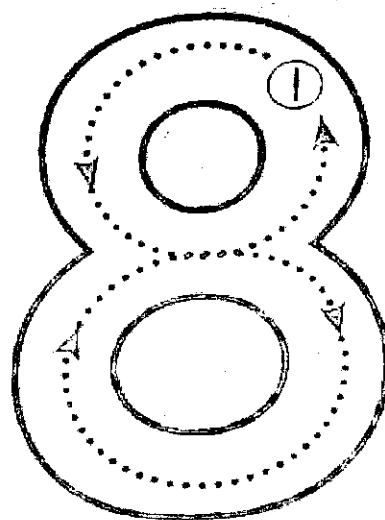

Trace on dots.



Date: 30th November, 2020

Day: Monday

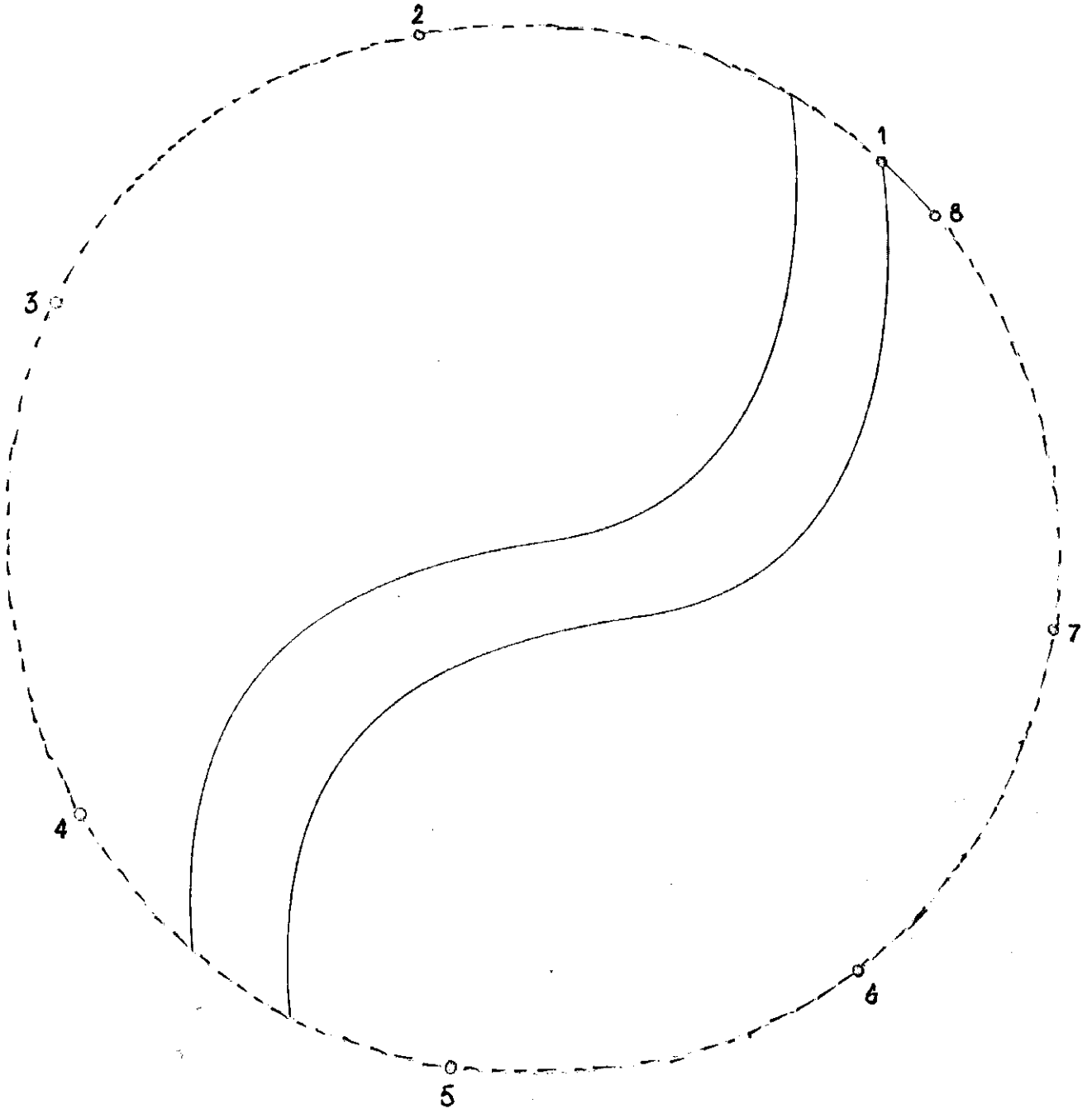
Trace on dots.



Date: 1st December, 2020

Day: Tuesday

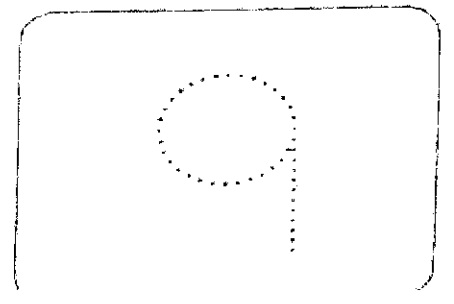
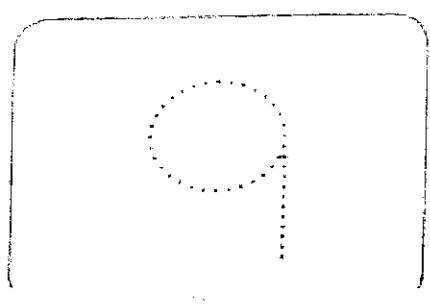
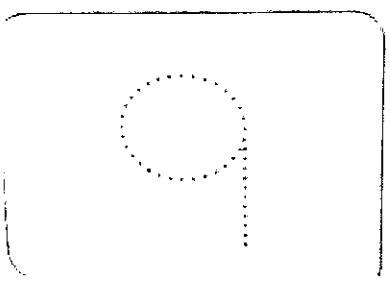
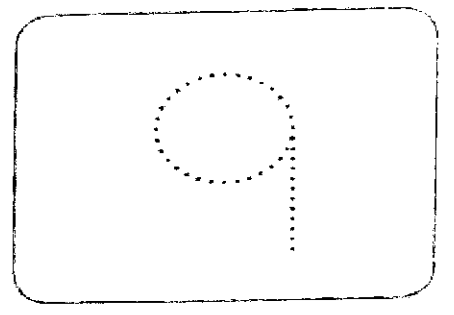
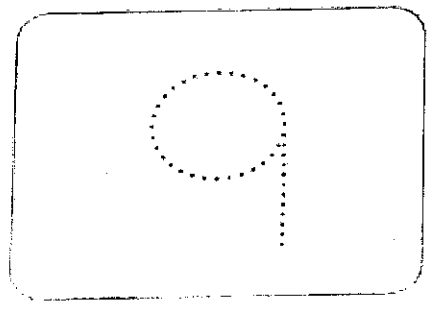
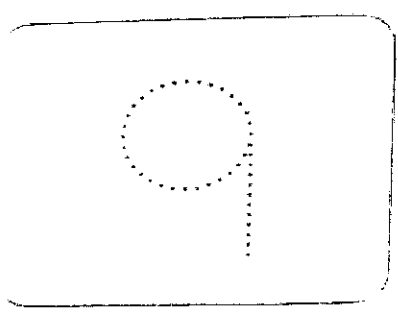
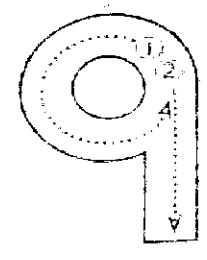
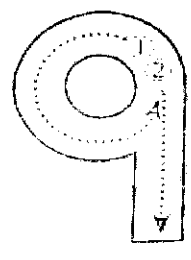
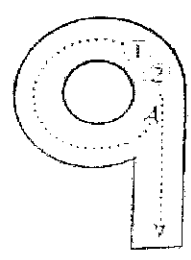
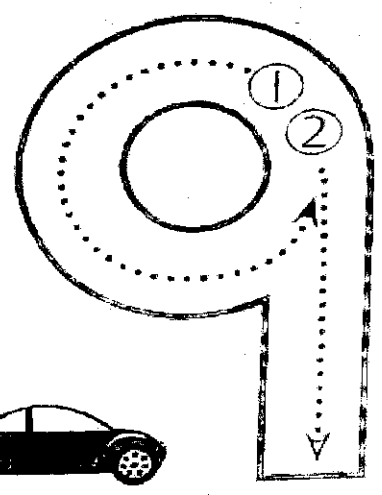
Join the dots 1-8.



Date 2nd December, 2020

Day: Wednesday

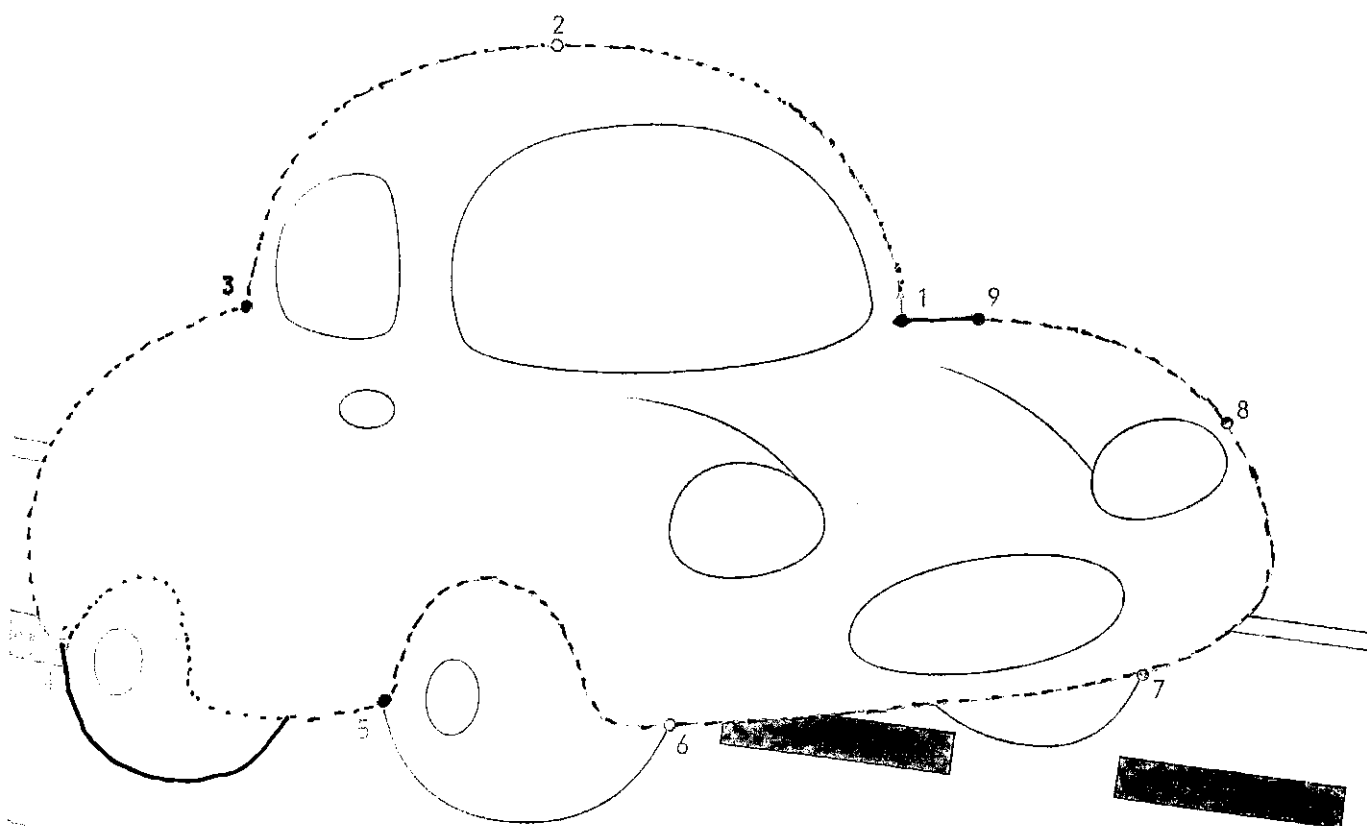
Trace on dots.



Date: 3rd December, 2020

Day: Thursday

Join the dots (1-9) and colour the car.

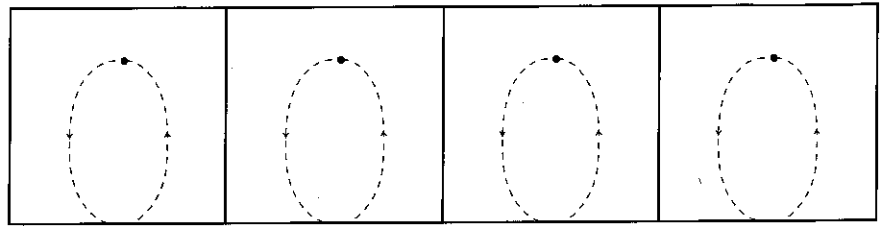


Mother/Father Sign. _____


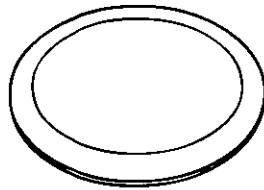

Date: 4th December, 2020

Day: Friday


➤ trace



➤ colour the plate that has zero / no apple









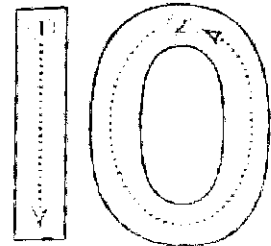
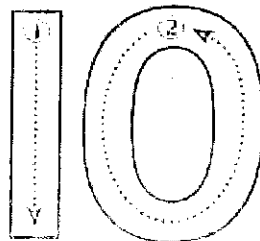
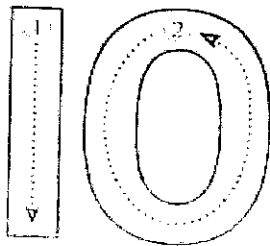
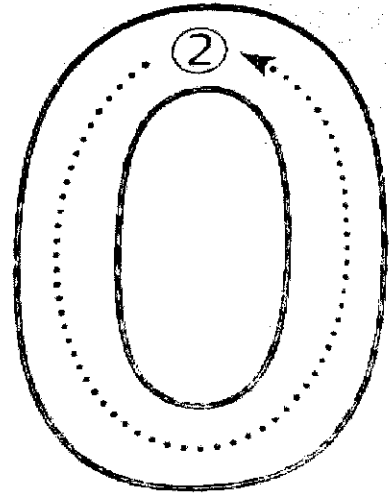

➤ colour the vase that has zero / no flower



Date: 5th December, 2020

Day: Saturday

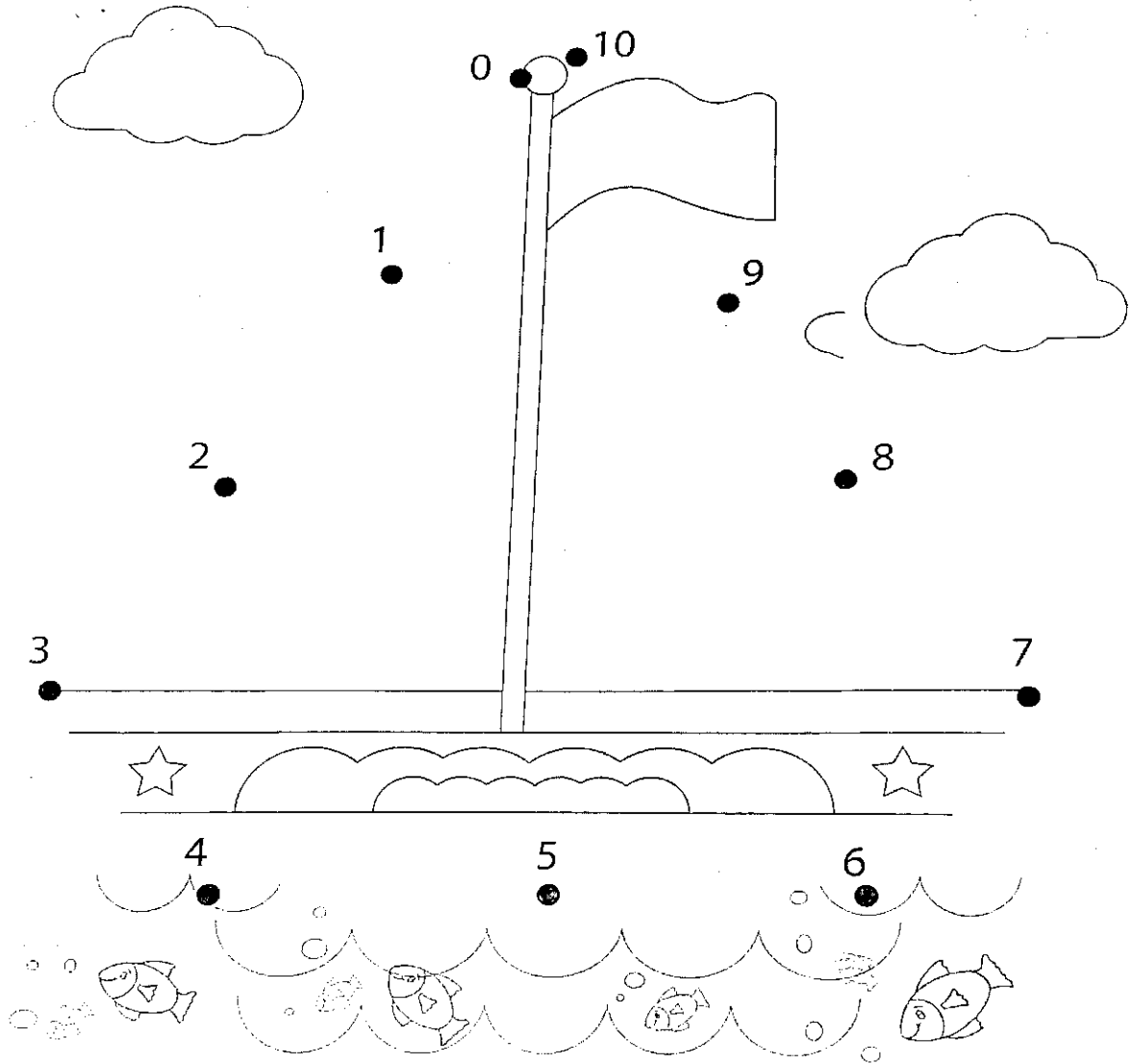
Trace on dots.



Date: 7th December, 2020

Day: Monday

Join the dots(1-10) to complete the picture.



Date: 8th December, 2020

Day: Tuesday

Trace the numbers

1	1	1	1	
---	---	---	---	--

2	2	2	2	
---	---	---	---	--

3	3	3	3	
---	---	---	---	--

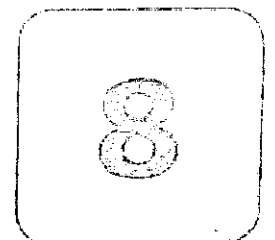

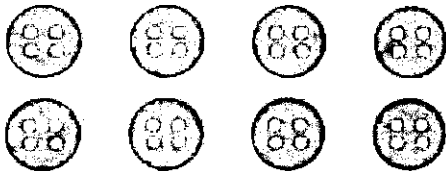



4	4	4	4	
---	---	---	---	--

5	5	5	5	
---	---	---	---	--

Date: 9th December, 2020

Day: Wednesday

Count and match the number winter the objects.



Date: 10th December, 2020

Day: Thursday

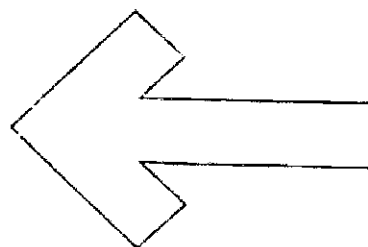
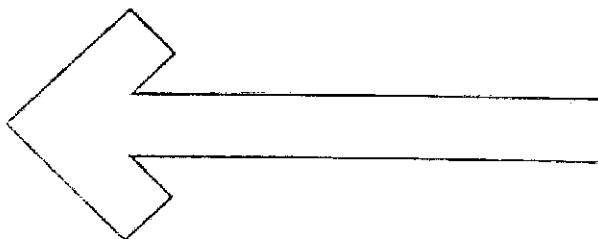
Circle the short objects.



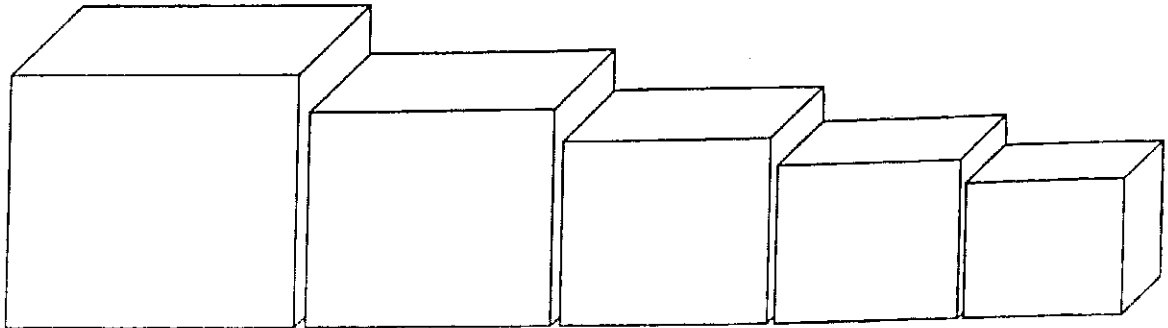
Circle the long object.




Colour the long arrow blue and short arrow green.



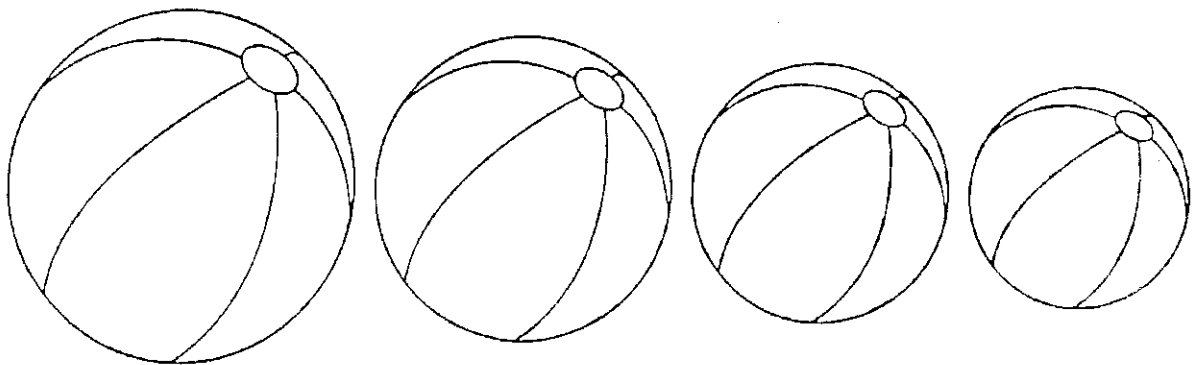
- Colour one big box red and one small box green.



- Colour one big star yellow and one small star blue.




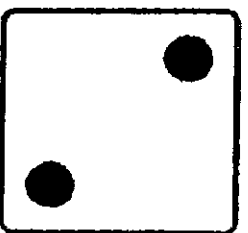



- Colour one big ball green and one small ball red.



Date: 12th December, 2020

Day: Saturday

Count and match the numbers



3

4

5


1

2

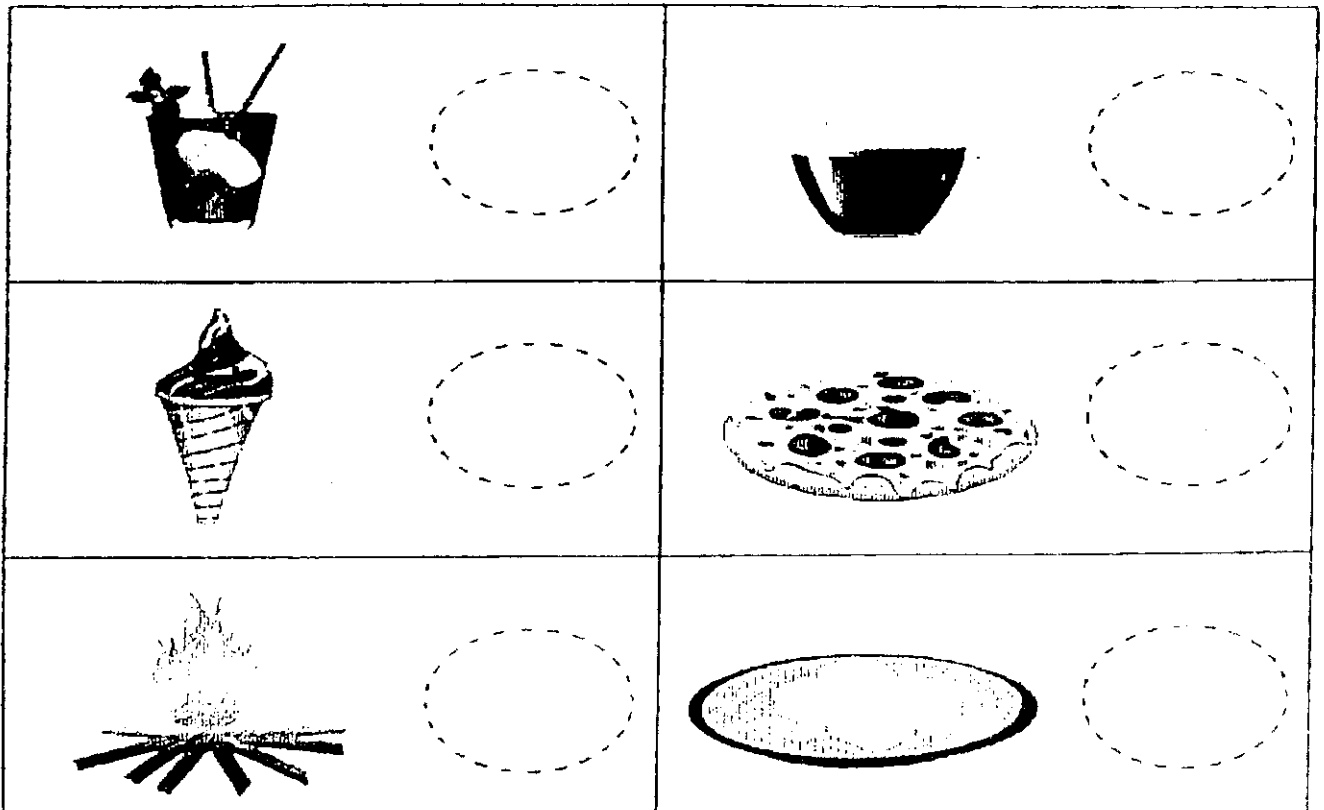
Mother/Father Sign. _____

Date: 14th December, 2020

Day: Monday



Cross the objects which are hot and tick the objects which are cold.

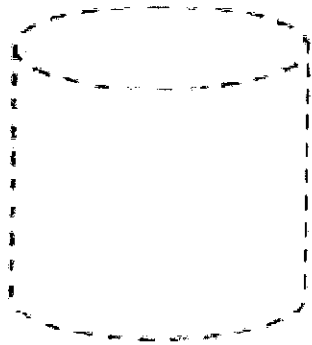


Mother/Father Sign. _____

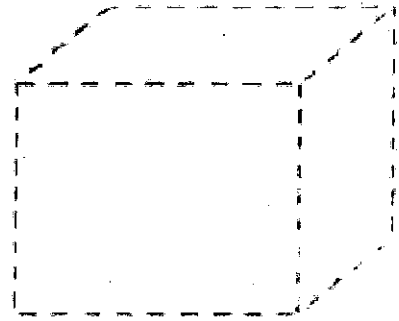
Date: 15th December, 2020

Day: Tuesday

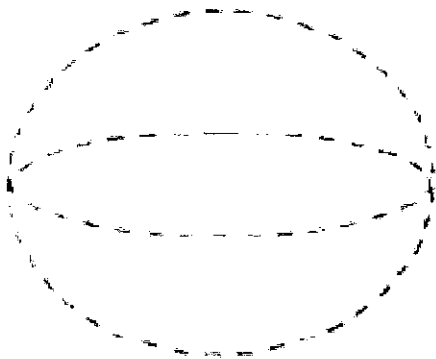
Trace and Colour The Shapes



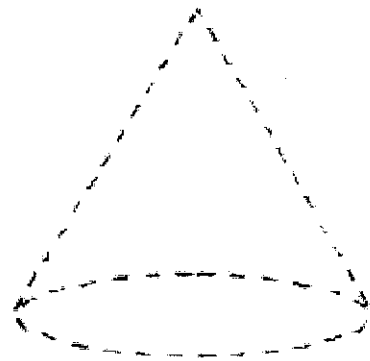
cylinder



cube



sphere



cone

Mother/Father's Sign:-----

Date: 16th December, 2020

Day: Wednesday



Addition

One more



2 apples

and



1 more apple



3 apple



4 toffees

and



1 more



5 toffees



3 flowers

and



1 more



4 flowers




1 mango

and



1 more



2 mangoes

Date: 17th December, 2020

Day: Thursday

ADDITION


$2 + 3 =$ 

$5 + 4 =$ 

$6 + 5 =$ 

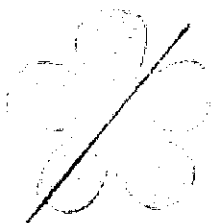
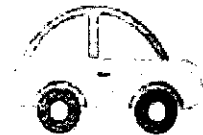
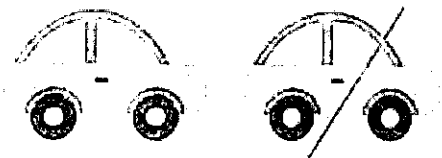


$3 + 5 =$ 

Mother/Father's Sign:-----



Subtraction


One less





Write and Color

Topic: Subtraction



Draw a line to match the questions on the left with the correct number of images on the right.





$4 - 1 =$




$2 - 1 =$



$3 - 1 =$



$5 - 1 =$




Mother/Father's Sign:-----

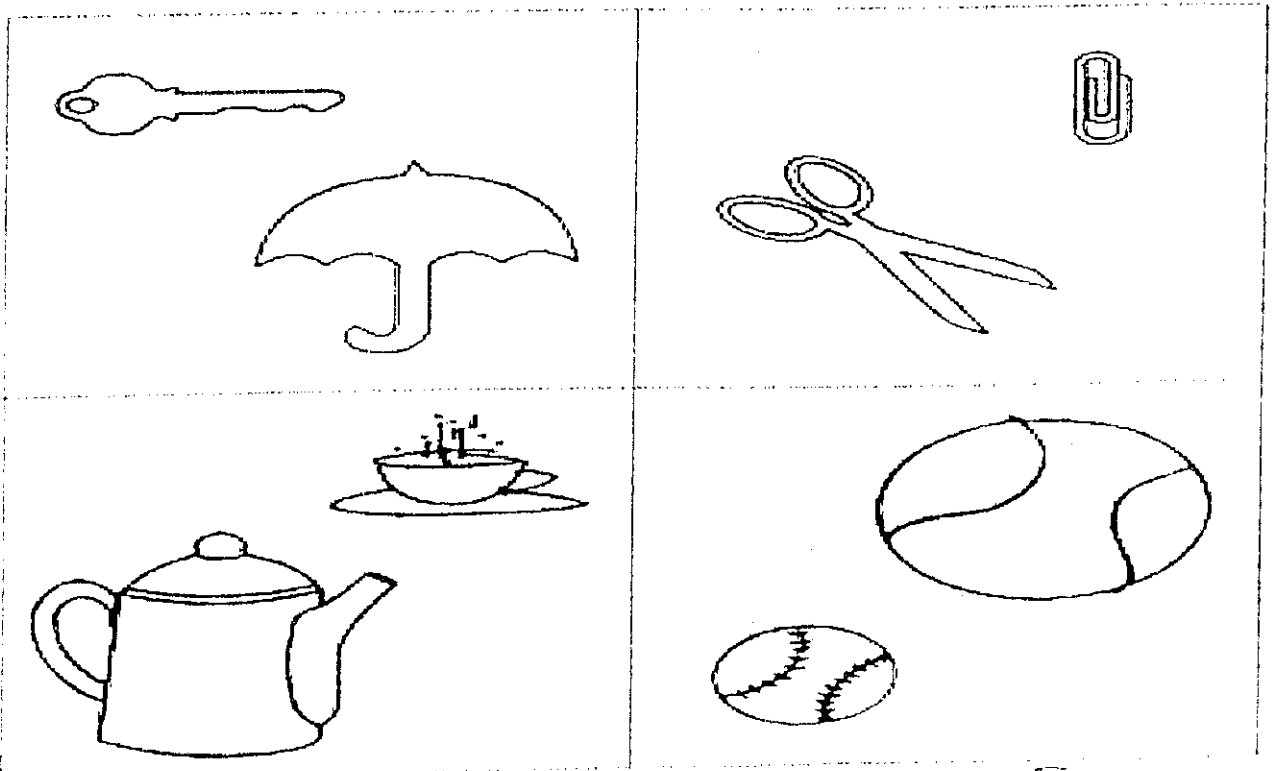
Date: 19th December, 2020

Day: Saturday

Colour the down objects.



Colour the big object with red.



Date: 21st December, 2020


Day: Monday

Draw your hand.

Date: 22nd December, 2020

Day: Tuesday


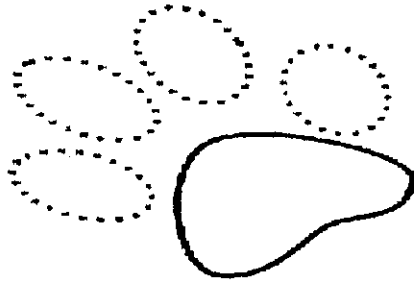


Learn oral counting (1-30).



Date: 23rd December, 2020

Day: Wednesday

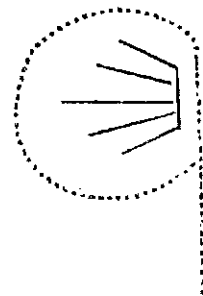

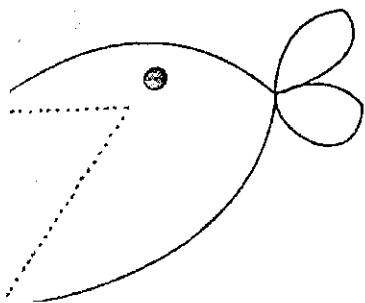


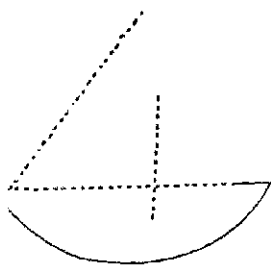
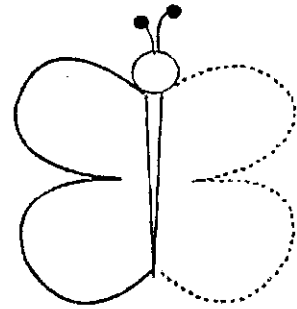
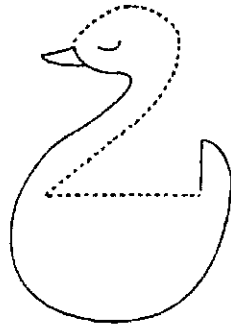
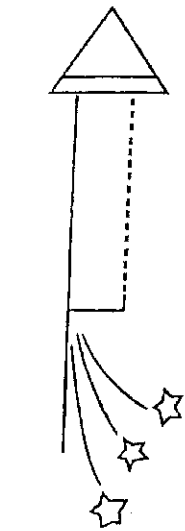
Find, count and colour the oval.



Date: 24th December, 2020

Day: Thursday

Trace the dotted lines and colour .



ڈسٹرکٹ بلیک سکول اینڈ کالج دیپال پور

سیشن ۲۰۲۰ تا ۲۰۲۱

اردو

چھٹیوں کا کام

کلاس: پلے گروپ

والد کا نام:

نام:



ڈسٹرکٹ پبلک سکول اینڈ کالج دیپال پور

محترم والدین!

السلام علیکم!

امید ہے آپ اور آپ کے اہل خانہ خیریت سے ہوں گے۔ ڈسٹرکٹ پبلک سکول اینڈ کالج دیپال پور نے فاصلاتی طریقہ تدریس اختیار کیا ہے۔ جس میں تعطیلات موسم سرما کا کام مورخہ 26 نومبر 2020 تا 24 دسمبر 2020 بھیجا جا رہا ہے۔ ہمارا مقصد طلباء و طالبات کو مسلسل تعلیمی معاونت فراہم کرنا ہے اور سکولوں کی سرگرمیاں معطل ہونے کی صورت میں طلباء و طالبات کو عملی مشقی سہولت فراہم کرنا ہے تاکہ والدین کو کسی بھی قسم کی پریشانی کا سامنا نہ کرنا پڑے۔ تعلیمی میدان میں ہم اپنے عہد، عالیشان روایت اور عزم کے پاسدار ہیں۔

تعطیلات موسم سرما کے کام کی نمایاں خصوصیات

☆ تمام تدریسی مواد مع تفویض کردہ کام اور جائزہ مضمون وار مہیا کیا گیا ہے۔

☆ والدین کی آسانی کیلئے دن اور تاریخ کا بھی اندراج کیا گیا ہے۔

☆ طلباء و طالبات تعطیلات موسم سرما کے کام کو جماعت کے کام کی طرح روزانہ باقاعدگی سے مکمل کریں گے۔

☆ ادارہ ہذا کے دوبارہ کھلنے پر تمام کام مضامین کے اساتذہ چیک کریں گے اور اس کے کل حاصل کردہ نمبرز کا بیس فیصد سالانہ امتحانات کے نتائج میں شامل کیا جائے گا۔

☆ والدین سے توقع کی جاتی ہے کہ وہ اپنے بچوں کو تعطیلات موسم سرما کے کام کو مکمل کرنے میں مدد کریں گے۔

نوٹ: کسی مسئلے کی صورت میں والدین کلاس کو آرڈینیٹر سے صبح 9:00 سے دوپہر 12:45 تک پھر تا ہفتہ ذیل میں دیئے گئے نمبرز کے ذریعے راہنمائی لے سکتے ہیں۔

جماعت پلے گروپ

0300-7536776

کلاس کو آرڈینیٹر

سبجیکٹ ٹیچرز

0321-6945948

انگلش

0300-7536776

اردو

0340-4285284

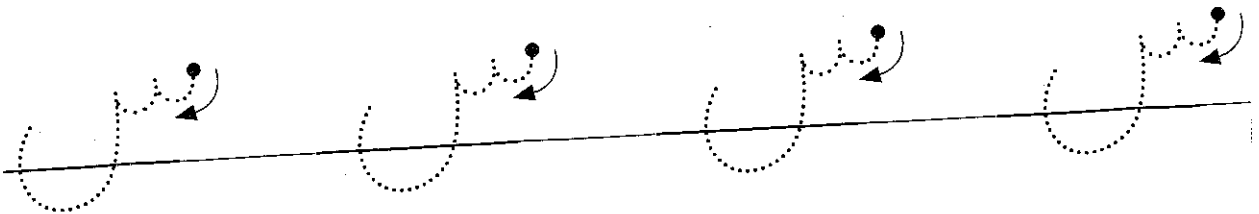
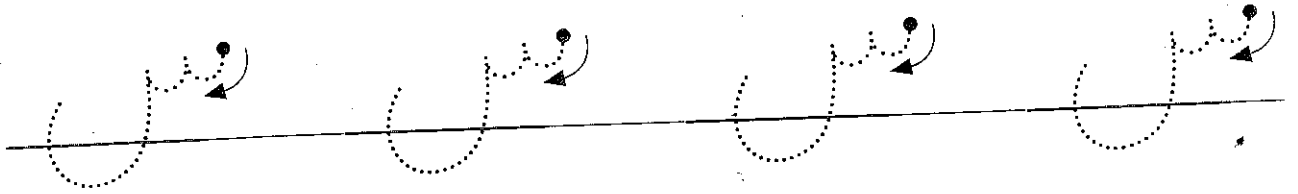

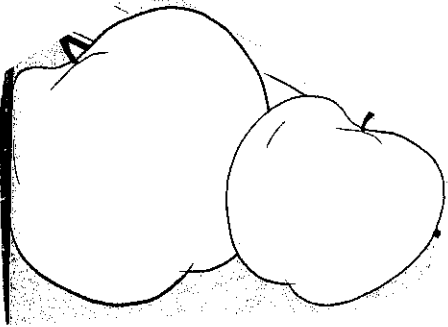
ریاضی / ڈرائیونگ



خیر اندیش



پرنسپل ڈی پی ایس اینڈ کالج دیپال پور

پڑھیے اور نقاط پر لکھیے۔



Mother/Father's Sign:-----

پڑھیے اور نقاط پر لکھیے۔





ش ش ش ش


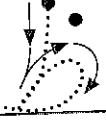
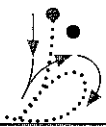
ش ش ش ش

Mother/Father's Sign:-----

پڑھیے اور نقاط پر لکھیے۔



ظروف



Mother/Father's Sign:-----

پڑھیے اور نقاط پر لکھیے۔

ب پ ت ث
ح ج
ذ ڈ
س ش ض ظ
ب
ح
ذ
س

سرگرمی: 'ب' سے 'ظ' تک تروف کے کارڈز ان کے تصویری کارڈز کے ساتھ جوڑے بنا کر رکھو ایسے۔
مختصر: 'ب' سے 'ظ' تک ترتیب وار لکھائی کی مشق۔


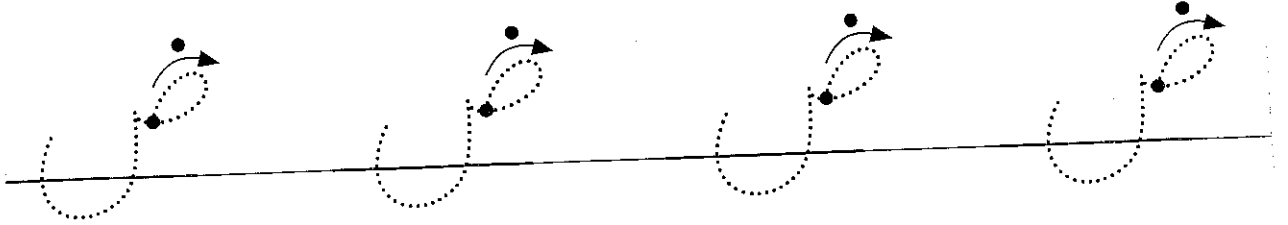
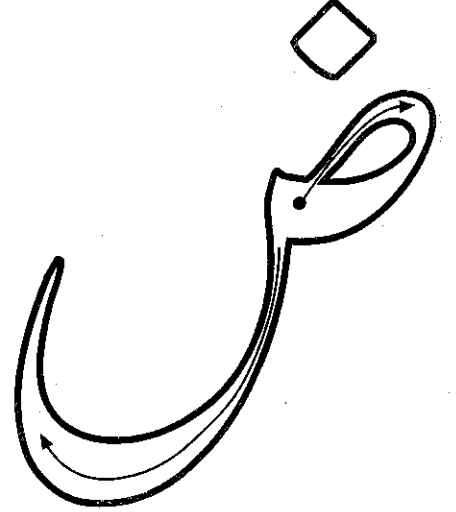
Mother/Father's sign: _____

دن: سوموار

پڑھیے اور نقاط پر لکھیے۔




ضعیف



Mother/Father's Sign:-----

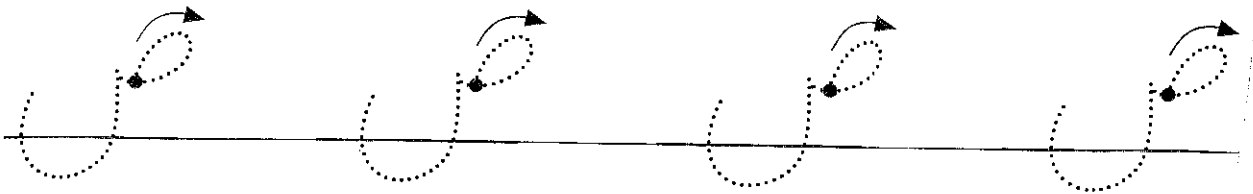
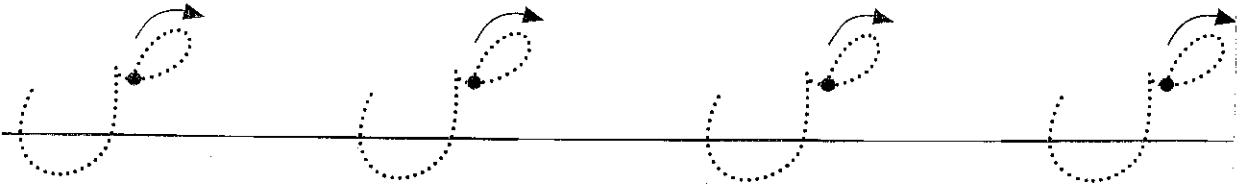

پڑھیے اور نقاط پر لکھیے۔



صائب






صراحی



Mother/Father's Sign:-----



دن: بدھ

پڑھیے اور نقاط پر لکھیے






طشتری

طوطا



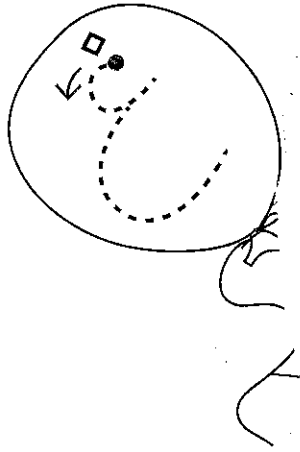
Mother/Father's Sign:-----

پڑھیے اور نقاط پر لکھیے

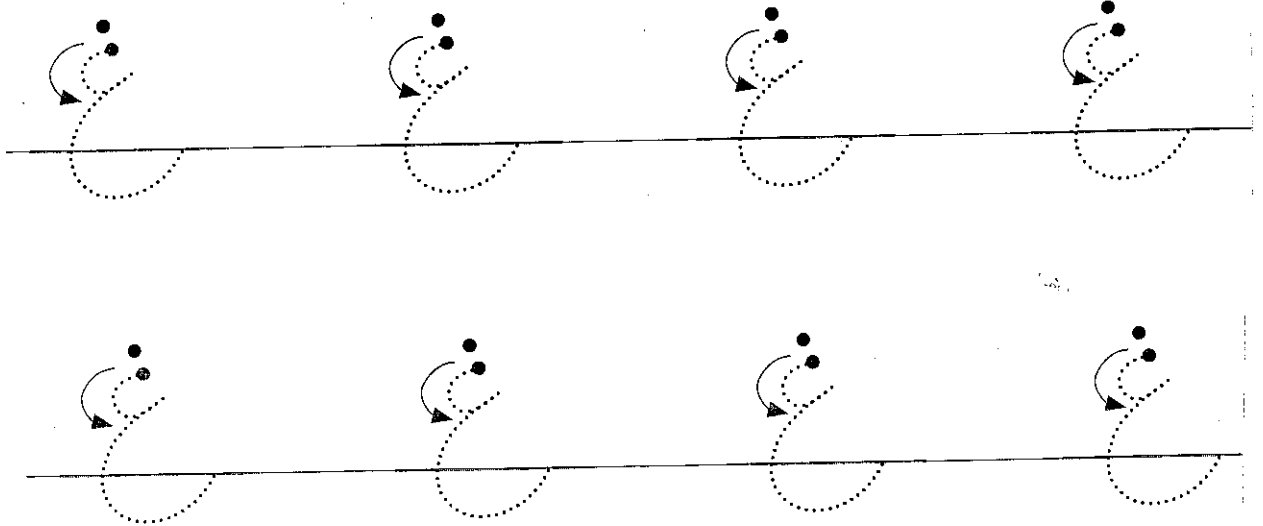



Mother/Father's Sign:-----

پڑھیے اور نقاط پر لکھیے




غبارہ


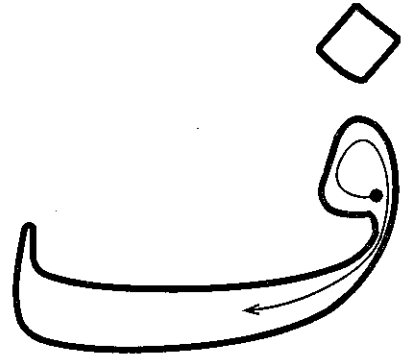


Mother/Father's Sign:-----

پڑھیے اور نقاط پر لکھیے۔

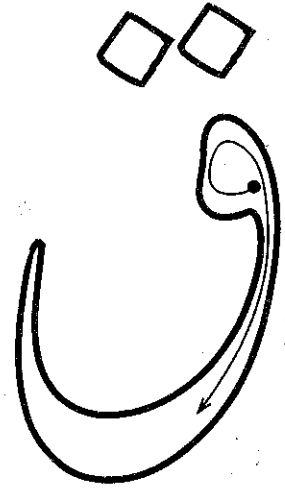



فوارہ

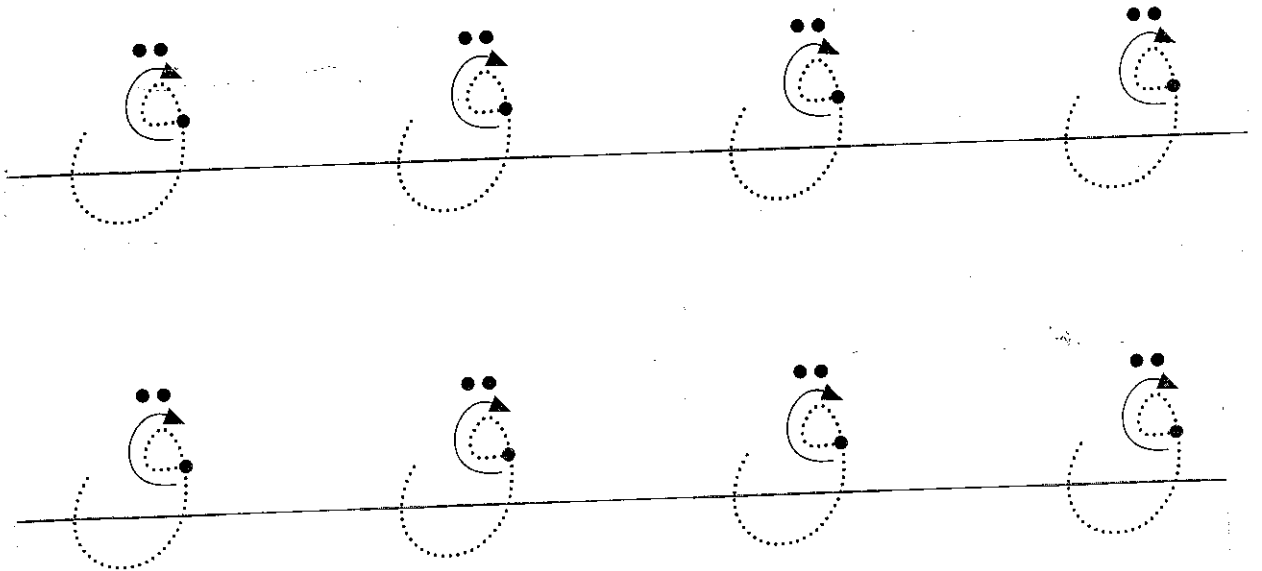


Mother/Father's Sign:-----

پڑھیے اور نقاط پر لکھیے


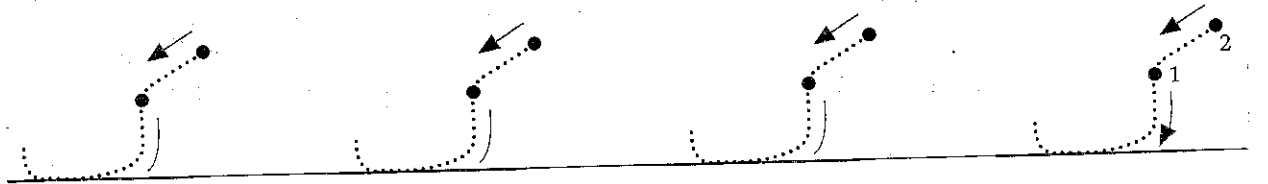



تقریب



Mother/Father's Sign:-----

پڑھیے اور نقاط پر لکھیے



Mother/Father's Sign:-----


پڑھیے اور نقاط پر لکھیے۔

ب پ ت ث
 ح ج خ
 د ڈ ذ ڈ
 ز س ش ض ظ
 ع غ ف ق

"ف اور ق" کے گرد دائرہ لگائیے۔

ق	ف	گ
فا	ر	با
ض	ر	ق
ق	فا	س


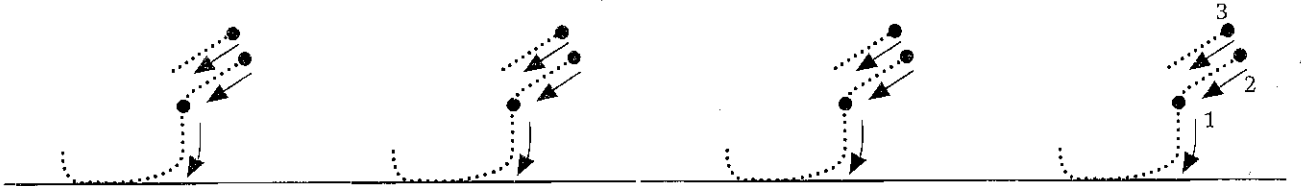
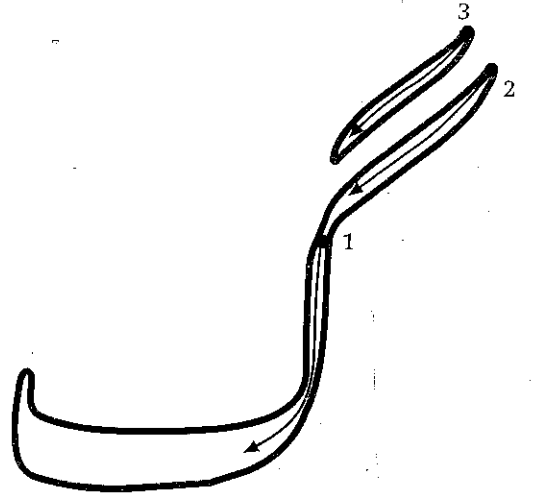
پڑھیے اور نقاط پر لکھیے۔



۷۷

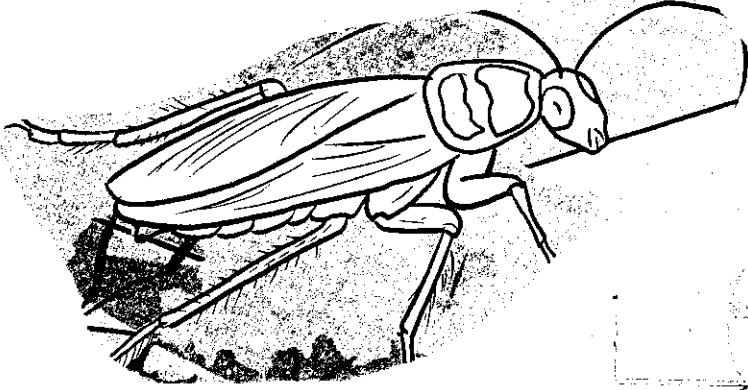


گلہری

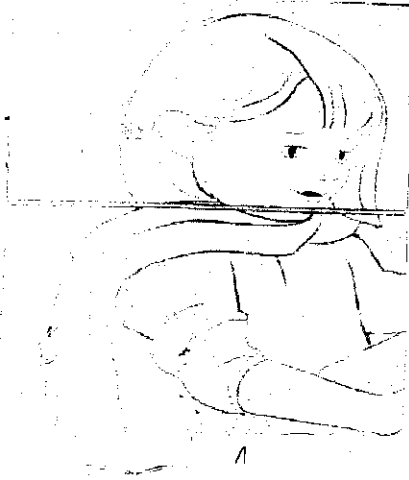


Mother/Father's Sign:-----

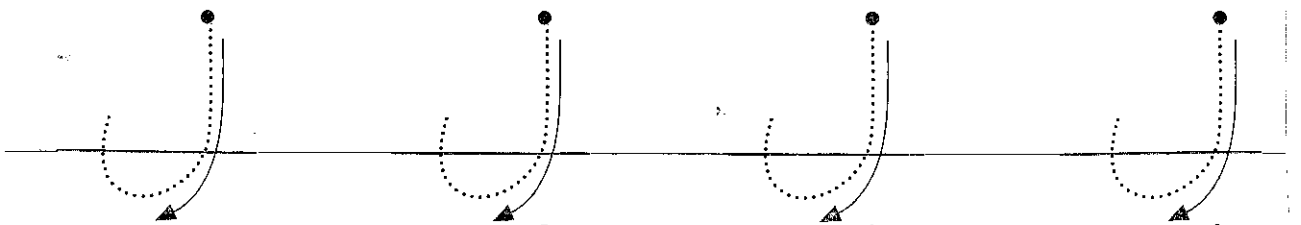
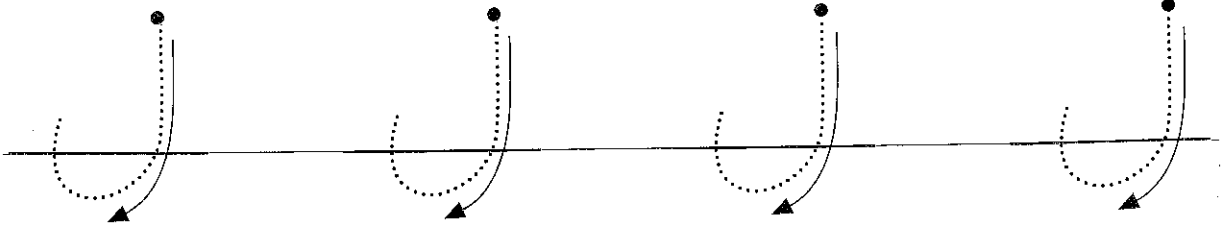
پڑھیے اور نقاط پر لکھیے



ہالیک

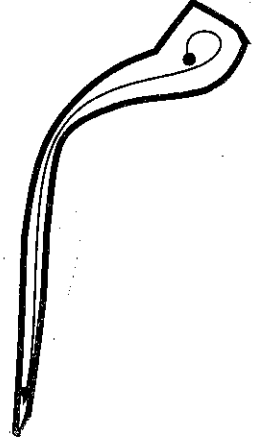
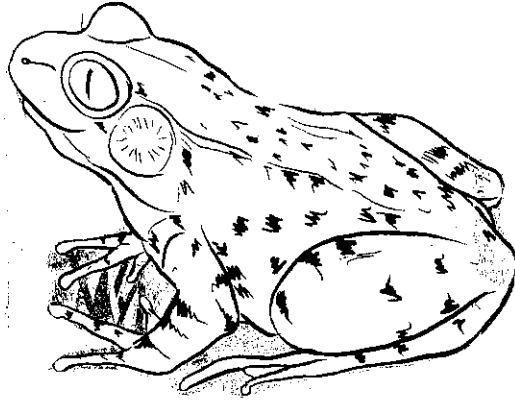



کوی



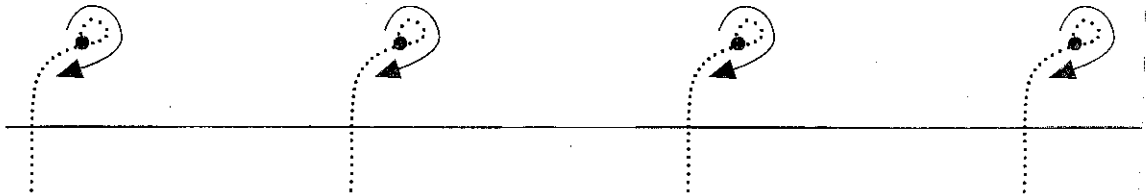

Mother/Father's Sign:-----

پڑھیے اور نقاط پر لکھیے



گرچہ

بینک




Mother/Father's Sign:-----

دن: منگل


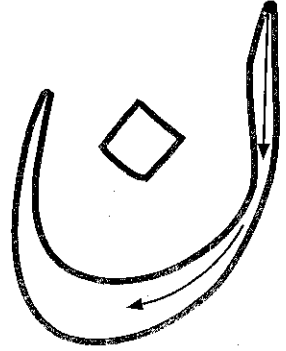
پڑھیے اور نقاط پر لکھیے۔



ندا



ناریل



Mother/Father's Sign:-----

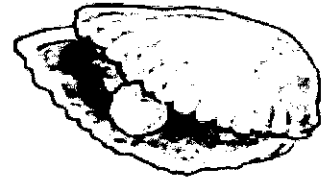
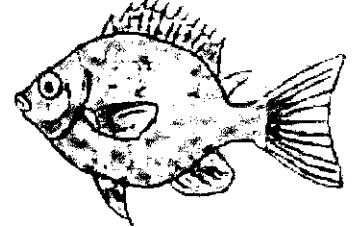
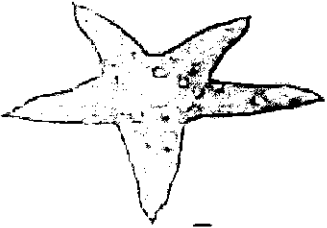


پڑھیے اور نقاط پر لکھیے۔

ب پ ت ٹ م
ج ح خ د ڈ ز
ن ٹ ن س ش
ص ض ط ظ ع غ
ف ق ک ل م

گ	ک
ک	گ
م	س
م	س

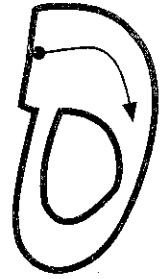

ایک جیسے حروف ملائیے۔

ملائیے۔



دن: جمعہ

پڑھیے اور نقاط پر لکھیے

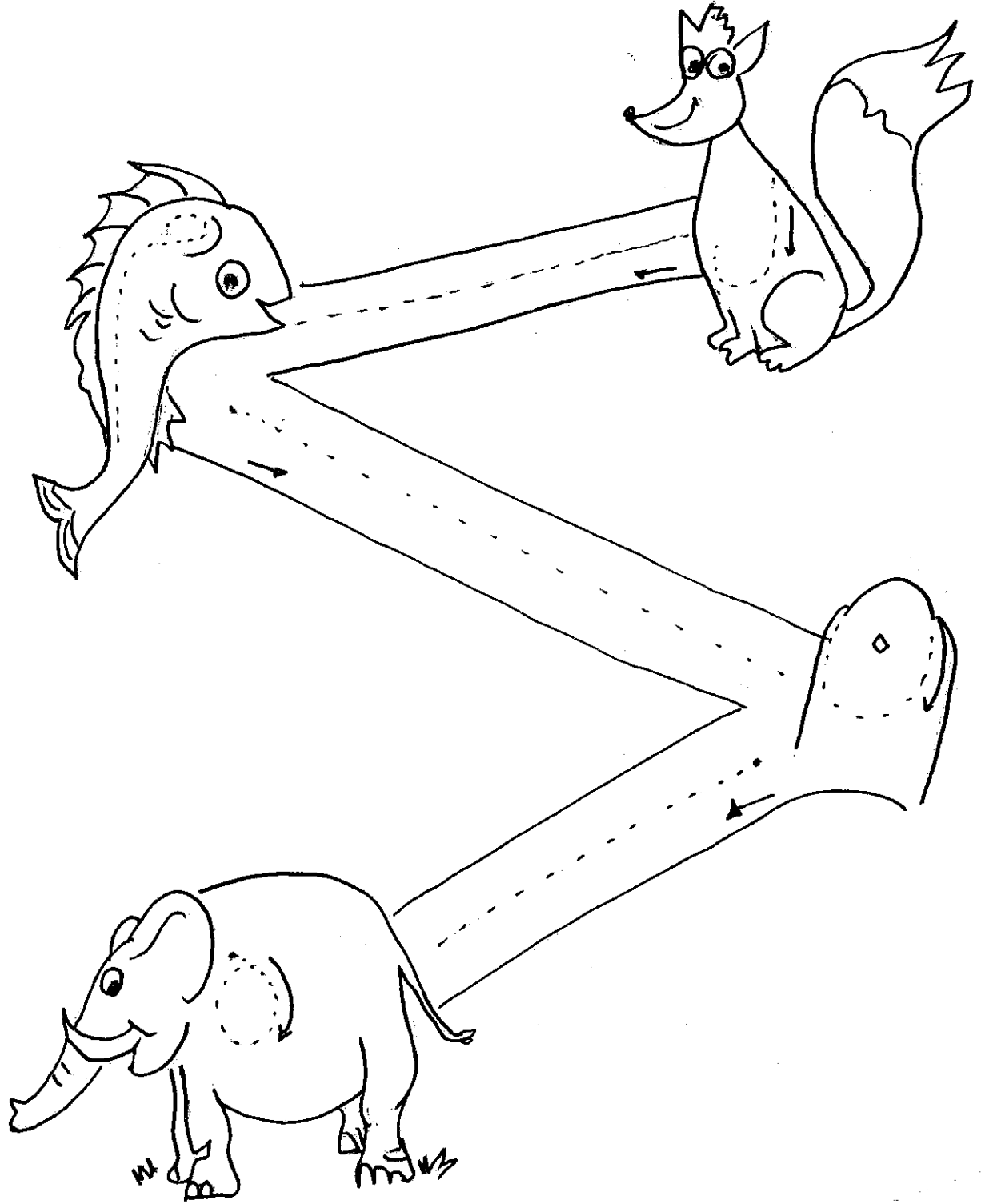


دن




Mother/Father's Sign:-----

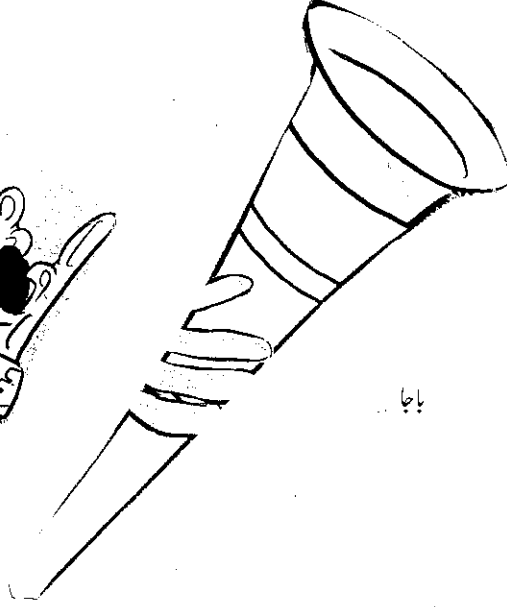
نقاط ملائیے اور رنگ بھریے۔



پڑھیے اور نقاط پر لکھیے۔



تاج

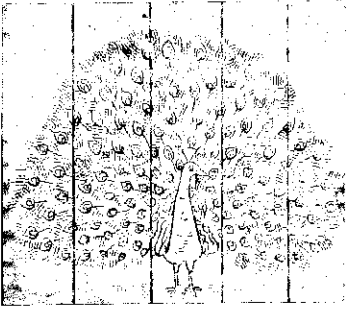


باج



Mother/Father's Sign:-----

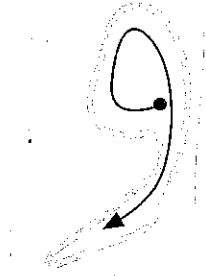
پڑھیے اور نقاط پر لکھیے۔



مور


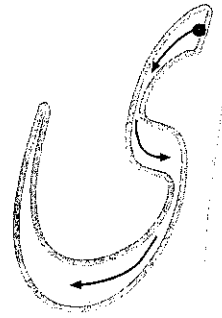
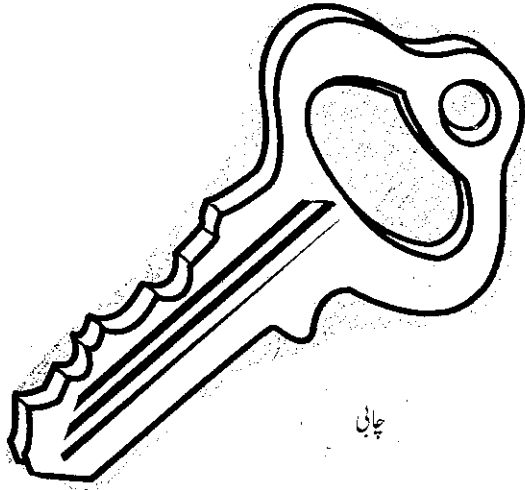


کوٹ




Mother/Father's Sign:-----

پڑھیے اور نقاط پر لکھیے۔


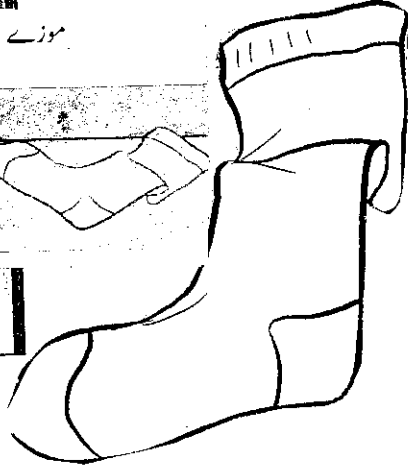


Mother/Father's Sign:-----


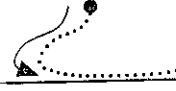
پڑھیے اور نقاط پر لکھیے۔



تارے


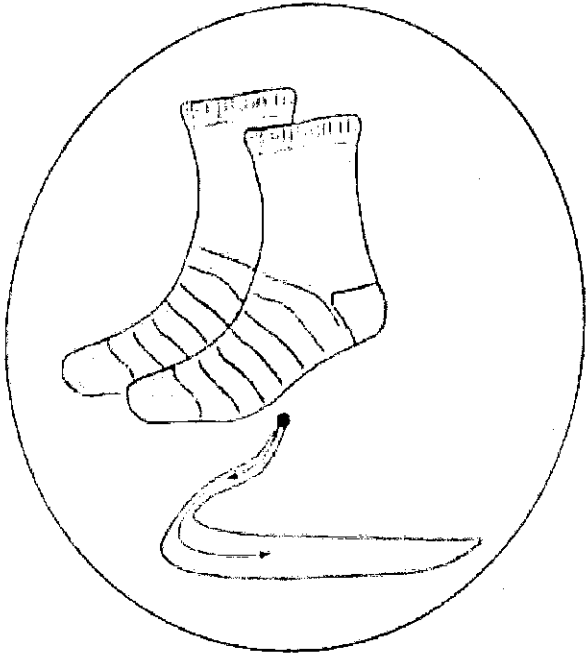




تارے




Mother/Father's Sign:-----

پڑھیے اور حروف میں لکھیے۔



پڑھیے اور دائرہ لگے حروف کو نیچے دیئے گئے حروف میں سے تلاش کر کے دائرہ لگائیے۔




و

ر

می

ل

م

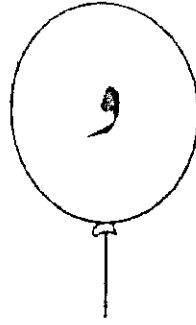


چ

ص

اے

ذ




ج

و

ڈ

ط

ا



ب

س

پا

ز

ک

پڑھیے اور نقاط پر لکھیے۔

ب ب پ ت ت

ح ح ج ج خ خ ز ز

ن ن ٹ ٹ س س ش ش

ص ص ض ض ظ ظ ع ع غ غ

ف ف ق ق ک ک ل ل م م

ن ن و و ہ ہ ی ی

Mother/Father's sign: _____



ب ب ب ب ب

ج ج ج ج ج

ن ن ن ن ن

ص ص ص ص ص

م م م م م

و و و و و

Mother/Father's sign: _____