



# DISTRICT PUBLIC SCHOOL & COLLEGE DEPALPUR

## Summer Vacation Homework

Session 2020-2021

**Subject: Computer**

**Class: Two**

*Hi, My Name is*

\_\_\_\_\_

**Section:** \_\_\_\_\_

**Roll#:** \_\_\_\_\_





**Week # 1**

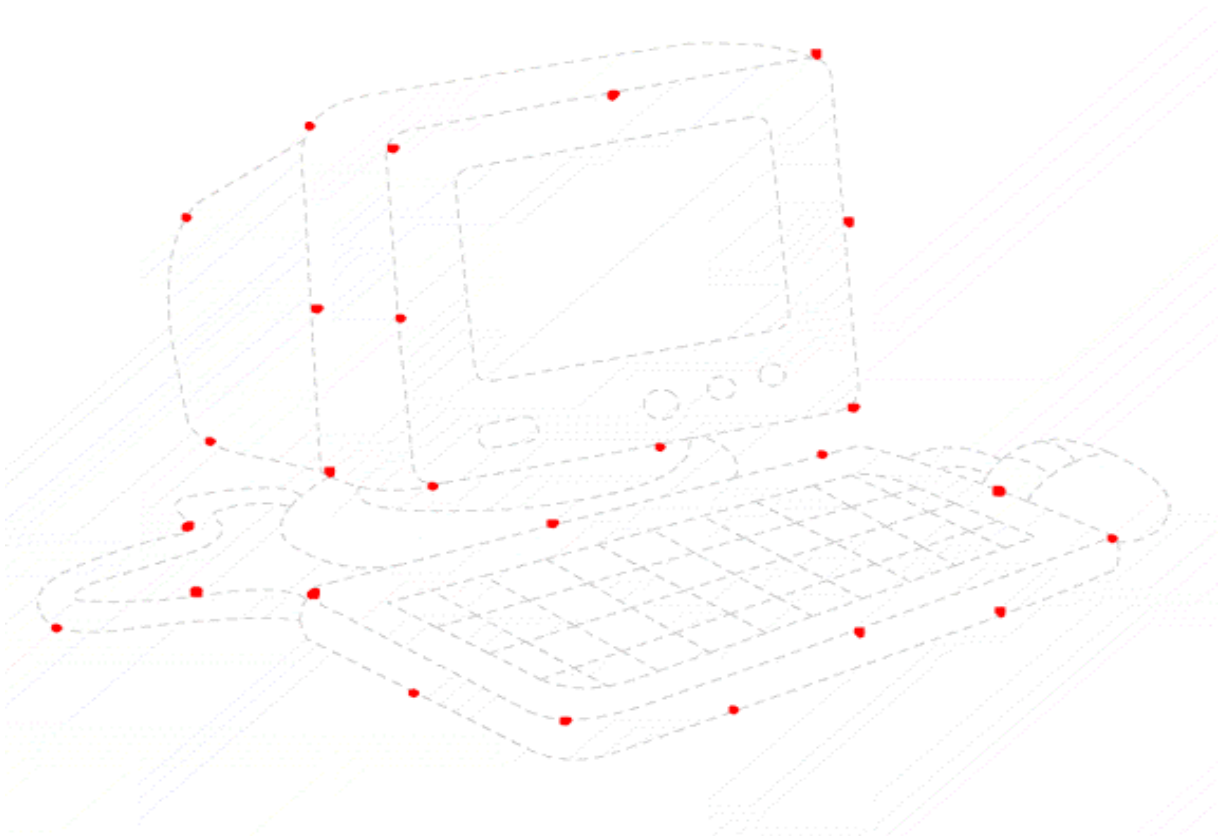
**Date** \_\_\_\_\_

**Day** \_\_\_\_\_

**Complete the computer related missing words.**

1. C\_\_mpu\_\_er
2. Pr\_\_bl\_\_ms
3. Ins\_\_r\_\_cti\_\_n
4. M\_\_ch\_\_ne

**Join the dots and trace the dotted lines to draw a computer.**



Week # 2

Date \_\_\_\_\_

Day \_\_\_\_\_

Topic: Starting up the computer.

Web link <https://youtu.be/hYZBZWkkhEs>

Q:2 How to start a Computer?


Answer:

Steps to switch on /start a computer:


1. Switch on the electricity




2. Switch on the monitor



3. Switch on the System Unit



4. Wait for the desktop to appear on the screen



**Write the steps to start a computer on below lines.**

---

---

---

---

---

---

---

---

