

Date: 18th june,2020

Day: Thursday

STAY HOME, STAY SAFE.....

Covid-19 Activity



The poster features a blue background. At the top, it says 'Protect yourself and others from getting sick' in white, followed by 'Wash your hands' in large orange letters. Below this is a list of seven bullet points in white text. To the left of the list is an illustration of two hands being washed under a faucet with soap bubbles. At the bottom left is the WHO logo and name.

Protect yourself and others from getting sick
Wash your hands

- after coughing or sneezing
- when caring for the sick
- before, during and after you prepare food
- before eating
- after toilet use
- when hands are visibly dirty
- after handling animals or animal waste

 World Health Organization

TASK:

Now explain what precautionary measures do you practice at home to stay safe.

Date: 19th june, 2020

Day: Friday

UNIT#1 THE HUMAN BODY

TOPIC: Skin

<https://youtu.be/CKIa7buWLWU>

Tutor Web link:

Web link are given to clear the concept of topic

I.I Skin

Skin is the human body's largest organ.

No other part of your body takes up so much space.

Skin does so many different jobs.

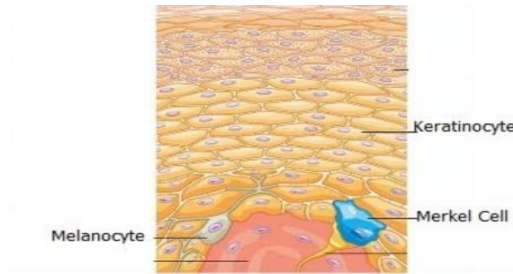
- The skin holds everything else inside your body.
- The skin protects the other parts of your body from diseases.
- The skin makes sure your body is kept at the right temperature.
- The skin provides you with your sense of touch.

Skin cells are always growing. They need to because you are losing them all the time. Your skin loses about 30,000 to 40,000 dead skin cells from its surface every minute. And most household dust is dead skin.

Date: 20th june, 2020

Day: Saturday

UNIT# 1 THE HUMAN BODY



ASSIGNMENT

Tutor web link:

<https://youtu.be/Uv1fFxginGI>

Q# 1: Fill in the gaps.

- 1) Human largest organ is _____ (skin , tongue)
- 2) Skin loses about _____ to _____ dead skin cells from its surface every minute .
(30,000 to 40,000 or 50,000 to 40,000)
- 3) The skin provides us with sense of _____
(smell ,touch)
- 4) The skin protects the _____ parts of body.
(inner , outer)
- 5) The skin keeps the body at right _____
(Celsius, temperature)

Activity:

Question: Which body organs are not covered by skin ? write the name.

Date: 23rd June, 2020

Day: Tuesday

UNIT#1 THE HUMAN BODY

TOPIC:

Eye:

Tutor web link:

https://www.youtube.com/watch?v=a_4AbnwyXn0 Page#4

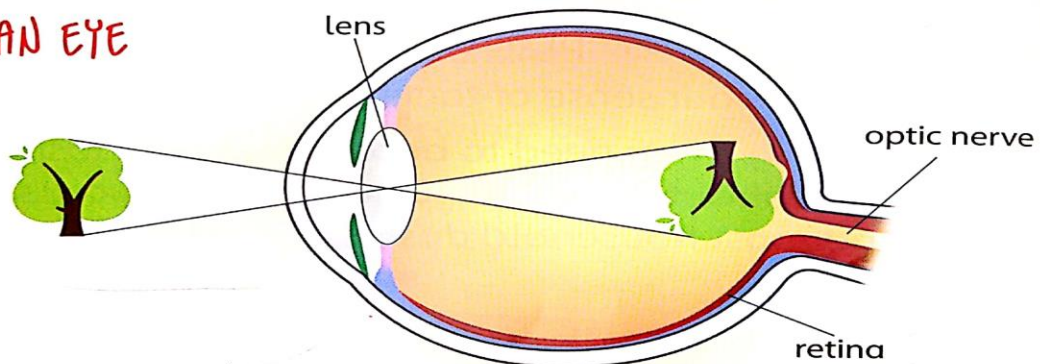
Web link are given to clear the concept of topic.



1.2 Eyes

Eyes are the parts of your body that enable you to see the world around you. Light rays fall on an object, bounce back. These rays then enter your eye and fall on the retina to form an image of that object. However, when your eyes see something, it appears to be upside down. Like this:

THE HUMAN EYE



Images are inverted on their way to the retina at the back of the eye.

It is your brain that turns the image the right way around.

(Eyes are protected by eyelids and eyelashes. Your eyelids close quickly when your brain senses danger to your eyes. Eyelashes trap dust and other tiny particles.)

Date: 24th June, 2020

Day: Wednesday

UNIT#1 THE HUMAN BODY

TOPIC: Eye:

Assignment

Tutor web link:

<https://youtu.be/Bv7fEyHPLPg>

1): Which body organ turns the image right way around?

Answer: Brain

Answer:

2): Where does an image form?

Ans: retina

Answer:

3): How do you see an image first?

Answer: upside down.

Answer: _____

4): What is the function of eye lashes?

Answer: trap dust.

Ans:

5): What does eye lid do?

Answer: Eyelid close when they feel sense danger.

Ans: _____

Date: 25th June, 2020

Day: Thursday

UNIT#1 THE HUMAN BODY

Assignment



TOPIC: Eye

Question /Answer

Tutor Web link:

<https://www.youtube.com/watch?v=l0ghmd3obiw>

Question : What part does the brain play in helping you see?

Answer: The brain turns the image right way around.

Ans: _____

Qusetion : What do the eyelids and eyelashes do?

Answer: Eyelid close when they sense danger to our eyes.

Eyelashes trap dust and tiny particles.

Ans: _____

Question : How do you see an image?

Answer: upside down.

Ans: _____

Date: 26th June, 2020

Day: Friday

UNIT#1 THE HUMAN BODY

Assignment

TOPIC: EYE

Tutor Web link:

https://www.youtube.com/watch?v=NRNJsQ_mmsY

UNIT 1 THE HUMAN BODY

Label the eye

On the diagram of the eye, draw how an image of a tree would be formed. Label the parts using the words given below.

lens retina optic nerve

The diagram shows a cross-section of a human eye. On the left, a tree is drawn. Red lines represent light rays originating from the tree, passing through the cornea and the lens, and converging to form an inverted image on the retina. Three empty rectangular boxes are provided for labeling: one above the lens, one to the right of the eye, and one below the eye. A cartoon character is in the top right corner.

Date: 27th June, 2020

Day: Saturday

Assessment

Question: **How do you see an image?**

Question: **Where does an image form ?**

Question: **What does your skin do?**

UNIT#1 THE HUMAN BODY

Topic : Ear:

Tutor Web link:

<https://www.youtube.com/watch?v=ioGB8oAg6VQ>

Page:7

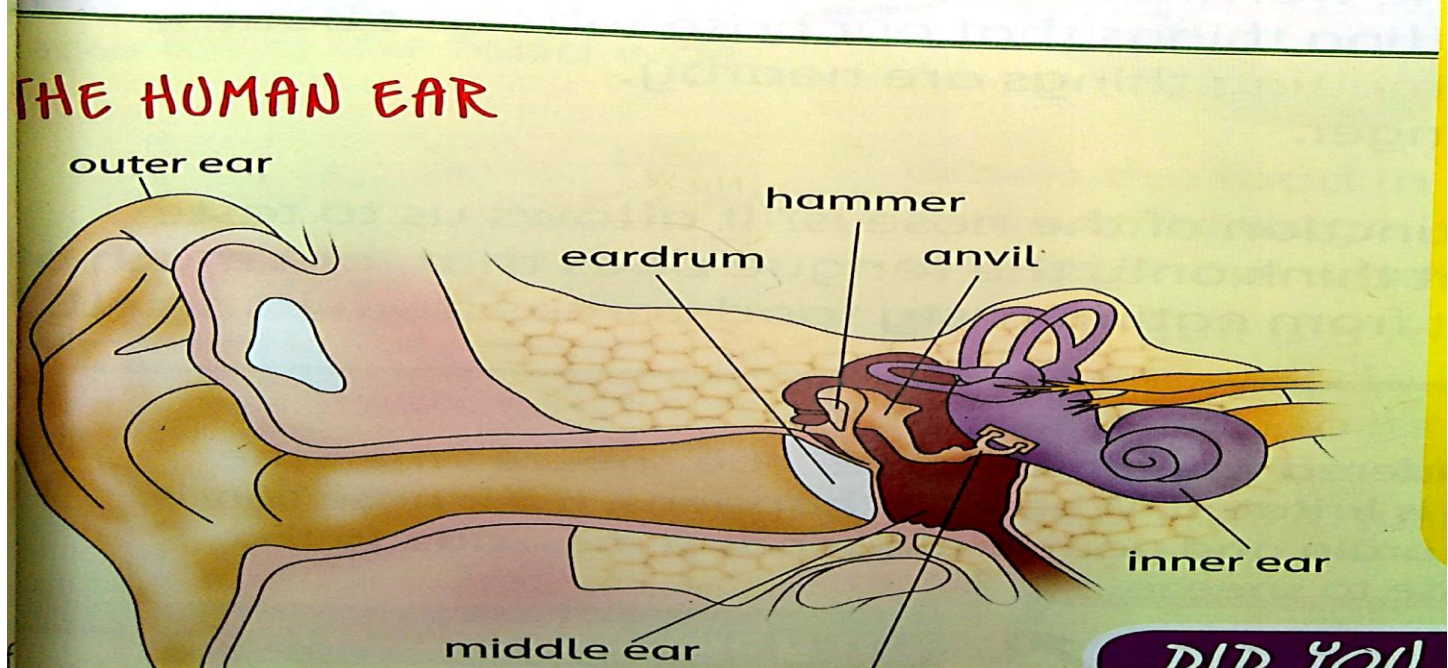
Web link are given to clear the concept of topic

1.3 Ears

Ears are the parts of your body that take in sounds and ^{Ears} enable you to hear the world around you.

They also help you to balance.)

The three smallest bones in the human body are in the ear. These are the hammer, the anvil, and the stirrup.



UNIT#1 THE HUMAN BODY



Assignment

Question: Choose the best option.

Tutor Web link:

<https://youtu.be/aDUavOrnrIY>

- 1) How many sections of human ears?
a) 1 b) 2 c) 3 d) 4
- 2) How many small bones are present in the human ears?
a) 1 b) 2 c) 3 d) 4
- 3) _____ is the name of smallest bone in the ear?
a) hammer b) anvil c) stirrup d) none
- 4) Which body organs help us to hear?
a) nose b) ear c) eyes d) hand
- 5) Which body organs help us to keep your balance?
a) nose b) ear c) eyes d) hand

Date: 1st July, 2020

Day: Wednesday

UNIT#1 THE HUMAN BODY

Assignment

TOPIC:

Eye (Question/Answer)

Tutor Weblink:

<https://www.youtube.com/watch?v=l0ghmd3obiw>

Question: How does the brain help you to hear?

Answer: The brain turn the vibrations into sounds

Answer: _____

Question: What are the different sections of human ear? What does each section do?

Answer: Outer ear: collects the sound.

Middle ear: ear drum turns the sound into vibrations.

Inner ear: sent the vibrations into sound.

Answer: _____

UNIT#1 THE HUMAN BODY

Assignment

TOPIC: Ear

Tutor Weblink:

<https://www.youtube.com/watch?v=HVPJ9F3bv3w&feature=youtu.be>

Label the ear

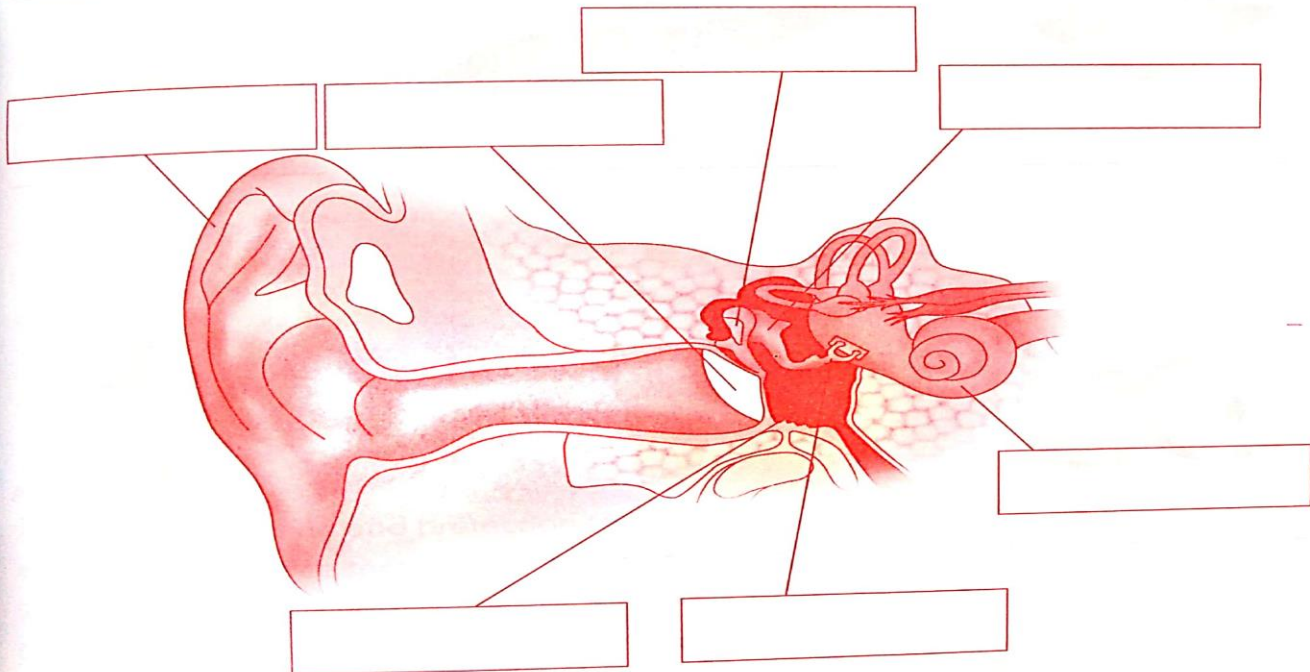
- I. On this diagram of the ear, label the parts using the words given below.

outer ear
hammer

middle ear
anvil

inner ear
stirrup

eardrum



Date: 3rd July, 2020

Day: Friday

UNIT#1 THE HUMAN BODY

Topic : Nose

Tutor Web link:

https://www.youtube.com/watch?v=Q_Mkz_o4EBw

I.4 Nose

The nose has three main functions.

First, it helps us to breathe. It also moistens and filters the air we breathe. The tiny hairs in the nose, called cilia, trap dust particles and other minute objects and stop them from entering our lungs.

Second, it allows us to smell the world around us. This is very important because it is not just nice-smelling things that our nose tells us about; it also lets us know when bad-smelling things are nearby. This can help to alert us to danger.

Do you know what the third function of the nose is? ^{Nose} (It allows us to taste) what we are eating. You might think only the tongue does that, but much ^{because} the pleasant sensation we get from eating tasty food comes from its smell.



Date: 4th July, 2020

Day: Saturday

UNIT#1 THE HUMAN BODY

Assignment

Q #1: Match the column 1 to column 2.

Tutor web link:

<https://youtu.be/UqqMke5KwkQ>


a) Sneeze	Three
b) Function of nose	Hairs
c) Cilia	Taste
d) Nose	Fresh Air
e) Breathe	Irritation

Key words: a: irritation b: three

c: hairs d: taste

e: fresh air





Date: 24th june,2020

Day: Wednesday

Date: 25th june,2020

Day: Thursday

Date: 26th june,2020

Day: Friday

Date: 27th june,2020

Day: saturday

Date: 29th june,2020

Day: Monday

Date: 30th june ,2020

Day: Tuesday

Date: 1st July ,2020

Day: wednesday

Date: 2nd July, 2020

Day: Thursday

Date: 3rd July, 2020

Day: Friday

Date: 4TH July,2020

Day: Saturday

Date: 1st July, 2020

Day: Thursday