

**DISTRICT PUBLIC SCHOOL & COLLEGE DEPALPUR**

**E Learning project**

**Summer Task with Tutorial links**

**home assignments, work sheets and activities**


**Academic Session 2020-2021**

**Subject: Mathematics**

**Class: \_\_\_\_\_**

**Student Name: \_\_\_\_\_**

**Father Name: \_\_\_\_\_**



Date: 6<sup>th</sup> July, 2020.

Day: Monday

Topic: Place value

Web link: <https://youtu.be/pANasEATeAY>

Place value

Tens	Ones
1	2

Write these number in tens and ones. Page17, (3)

(a) 11

1 ten 1 one

(b) 14

1 ten 4 ones

(c) 13

1 ten 3 ones

(d) 20

(e) 17

(f) 15

(g) 10

(h) 18

Write in tens and ones. Page24, (8)

(a) 20

2 tens 0 ones

(b) 30

(c) 70

**Write these number in tens and ones. Page55, (4)**

**(a) 54**

5 tens 4 ones

**(b) 49**

4 tens 9 ones

**(c) 32**

3 tens 2 ones

**(d) 75**

7 tens 5 ones

**(e) 67**

**(f) 28**

**(g) 91**

**(h) 63**

**(i) 86**

**(j) 90**

Date: 7<sup>th</sup> July, 2020.

Day: Tuesday

Topic: Table of 5

Web link: <https://youtu.be/7E3Am5kKlqE>

### Table of 5

#### Learn and Write Table of 5:

Table of 5	Table of 5
$5 \times 1 = 5$	
$5 \times 2 = 10$	
$5 \times 3 = 15$	
$5 \times 4 = 20$	
$5 \times 5 = 25$	
$5 \times 6 = 30$	
$5 \times 7 = 35$	
$5 \times 8 = 40$	
$5 \times 9 = 45$	
$5 \times 10 = 50$	
$5 \times 11 = 55$	
$5 \times 12 = 60$	

Date: 8<sup>th</sup> July, 2020.

Day: Wednesday

Topic: Place value (numbers up to 20)

Web link: <https://youtu.be/c3ON18BV31A>

Place value

Tens	Ones
1	2
12	

Number

Write the number. Page18, (4)

(a) 1 ten 2 ones  12

(b) 1 ten 5 ones  15

(c) 1 ten 3 ones  13

(d) 1 ten 0 ones

(e) 1 ten 9 ones

(f) 1 ten 1 one

(g) 1 ten 7 ones

**Write the number. Page55, (5)**

(a) 3 tens and 7 ones

(b) 8 tens and 2 ones

(c) 2 tens and 7 ones

(d) 7 tens and 8 ones

(e) 4 tens and 0 ones

(f) 9 tens and 5 ones

(g) 7 tens and 6 ones

(h) 4 tens and 9 ones

**Write the number. Page54, (2)**

(a) fifty-six

(b) seventeen


(c) eighty-four

(d) twenty-nine

(e) forty-one

(f) ninety-nine

**Colour the Cylinder.**



Date: 9<sup>th</sup> July, 2020.

Day: Thursday

Topic: Place value

Web link: <https://youtu.be/91giW-Rwgys>

Place value

Tens	Ones
1	2
Twelve	

Number name

Write the missing words. Page24, (9)

(a) 2 tens 0 ones ————— Twenty

(b) 4 tens 0 ones —————

(c) 7 tens 0 ones —————

(d) 9 tens 0 ones —————

Tens	Ones
1	2
12	
Twelve	

Number/figure

Number name/words

Write in words and in figures. Page18, (5)

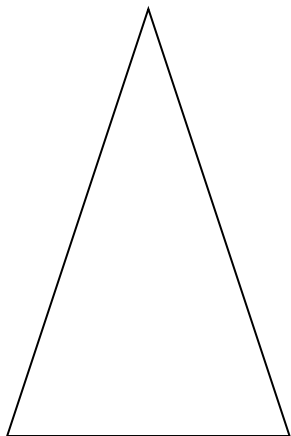
(a) 1 ten 2 ones ————— Words ————— figure  
Twelve ————— 12

(b) 1 ten 5 ones ————— Words ————— figure



- (c) 1 ten 3 ones
- (d) 1 ten 0 ones
- (e) 1 ten 9 ones
- (f) 1 ten 1 one
- (g) 1 ten 7 ones

**Colour and draw triangle**



Date: 10<sup>th</sup> July, 2020.

Day: Friday

Topic: Place value

Web link: <https://youtu.be/DCfBGFBBrRKM>


### Place value

This is an abacus.

It has two rods.

The rod, on the left, is for tens.

The other rod, on the right, is for ones.



Tens      Ones

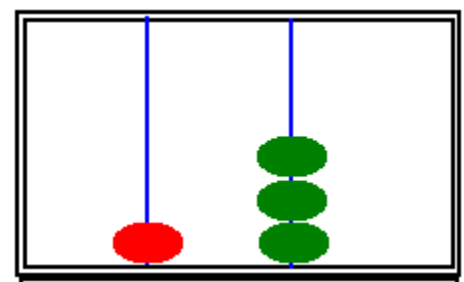
Rida adds beads to the abacus.

There is 1 bead on the tens rod.

There are 3 beads on the ones rod.

This abacus show 1 ten and 3 ones,

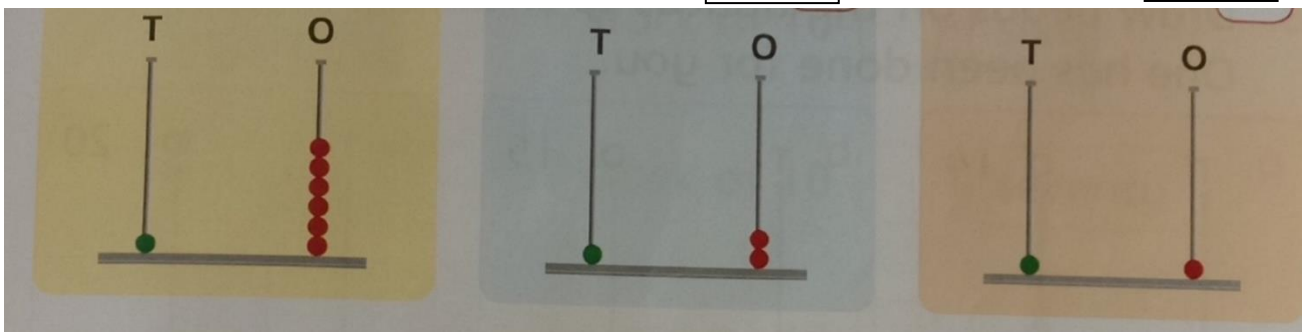
that makes 13.



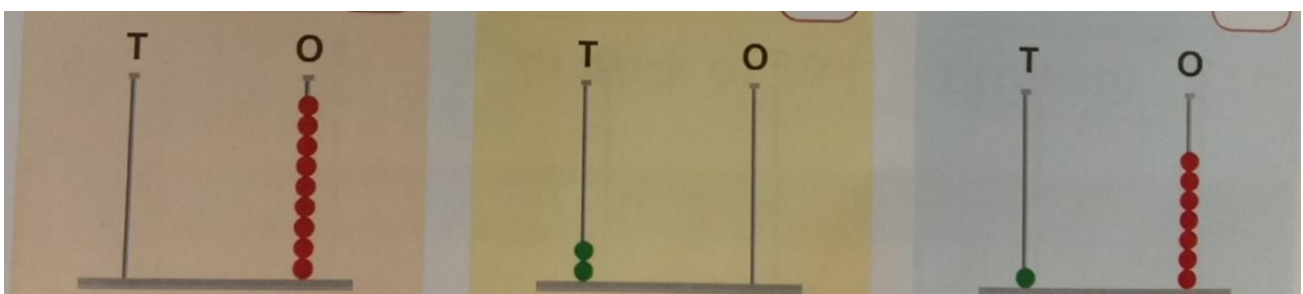
$$10 + 3 = 13$$

What number does the abacus show? Page19, (6)

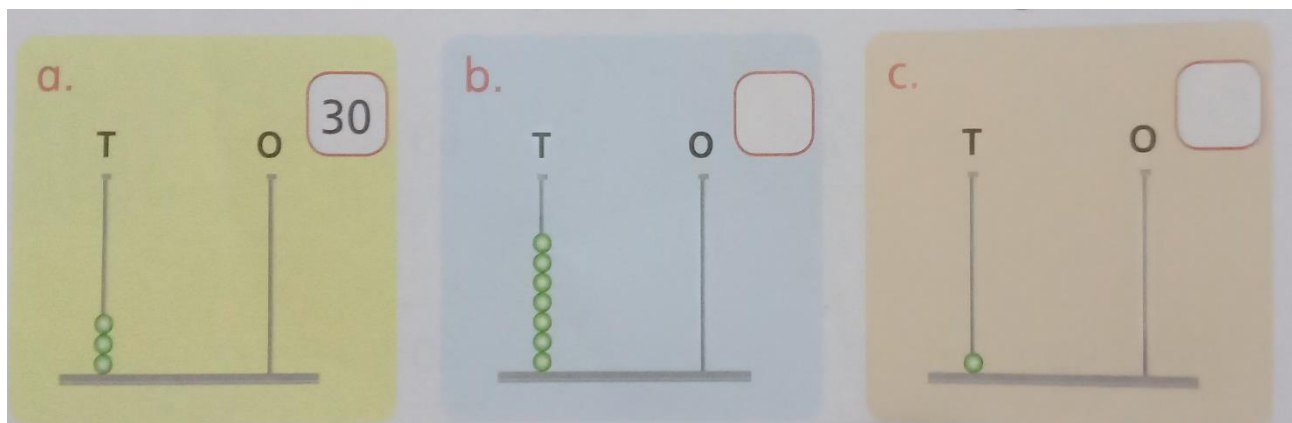
- (a)  (b)  (c)



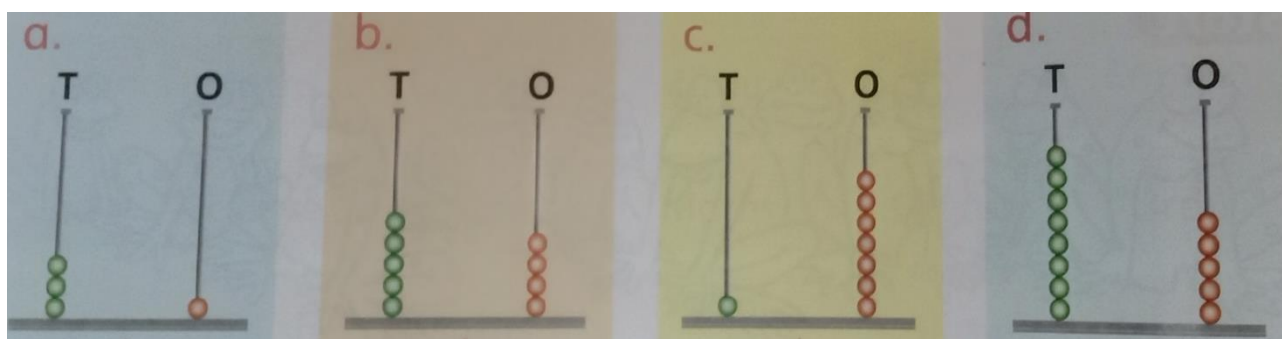
- (d)  (e)  (f)



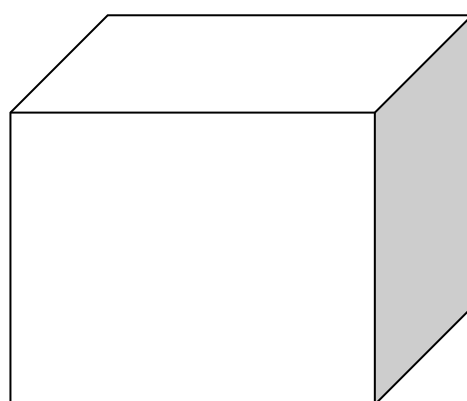
What number does the abacus show? Page23, (6)



What number does the abacus show? Page54, (1)



Colour the cube.



**Date: 11<sup>th</sup> July, 2020.**

**Day: Saturday**

**Topic: Number name**

**Web link: <https://youtu.be/IBLBs35SfYM>**

**Number name (1-50)**

**Learn number name (1-50).**

<b>One</b>	<b>Eleven</b>	<b>Twenty-one</b>	<b>Thirty- one</b>	<b>Forty - one</b>
<b>Two</b>	<b>Twelve</b>	<b>Twenty-two</b>	<b>Thirty- two</b>	<b>Forty - two</b>
<b>Three</b>	<b>Thirteen</b>	<b>Twenty-three</b>	<b>Thirty-three</b>	<b>Forty - three</b>
<b>Four</b>	<b>Fourteen</b>	<b>Twenty-four</b>	<b>Thirty- four</b>	<b>Forty - four</b>
<b>Five</b>	<b>Fifteen</b>	<b>Twenty-five</b>	<b>Thirty- five</b>	<b>Forty - five</b>
<b>Six</b>	<b>Sixteen</b>	<b>Twenty-six</b>	<b>Thirty- six</b>	<b>Forty - six</b>
<b>Seven</b>	<b>Seventeen</b>	<b>Twenty-seven</b>	<b>Thirty-seven</b>	<b>Forty-seven</b>
<b>Eight</b>	<b>Eighteen</b>	<b>Twenty-eight</b>	<b>Thirty- eight</b>	<b>Forty -eight</b>
<b>Nine</b>	<b>Nineteen</b>	<b>Twenty-nine</b>	<b>Thirty- nine</b>	<b>Forty - nine</b>
<b>Ten</b>	<b>Twenty</b>	<b>Thirty</b>	<b>Forty</b>	<b>Fifty</b>



**Date: 13<sup>th</sup> July, 2020.**

**Day: Monday**

**Topic: Number name**

**Web link: <https://youtu.be/Kqqkz7PUt7U>**

**Number name (51-100)**

**Learn number name (51-100).**

<b>Fifty-one</b>	<b>Sixty- one</b>	<b>Seventy- one</b>	<b>Eighty- one</b>	<b>Ninety- one</b>
<b>Fifty-two</b>	<b>Sixty- two</b>	<b>Seventy- two</b>	<b>Eighty- two</b>	<b>Ninety- two</b>
<b>Fifty-three</b>	<b>Sixty- three</b>	<b>Seventy- three</b>	<b>Eighty- three</b>	<b>Ninety- three</b>
<b>Fifty-four</b>	<b>Sixty- four</b>	<b>Seventy- four</b>	<b>Eighty- four</b>	<b>Ninety- four</b>
<b>Fifty-five</b>	<b>Sixty- five</b>	<b>Seventy- five</b>	<b>Eighty- five</b>	<b>Ninety- five</b>
<b>Fifty-six</b>	<b>Sixty- six</b>	<b>Seventy- six</b>	<b>Eighty- six</b>	<b>Ninety- six</b>
<b>Fifty-seven</b>	<b>Sixty- seven</b>	<b>Seventy- seven</b>	<b>Eighty- seven</b>	<b>Ninety- seven</b>
<b>Fifty-eight</b>	<b>Sixty- eight</b>	<b>Seventy- eight</b>	<b>Eighty- eight</b>	<b>Ninety- eight</b>
<b>Fifty-nine</b>	<b>Sixty- nine</b>	<b>Seventy- nine</b>	<b>Eighty- nine</b>	<b>Ninety- nine</b>
<b>Sixty</b>	<b>Seventy</b>	<b>Eighty</b>	<b>Ninety</b>	<b>Hundred</b>



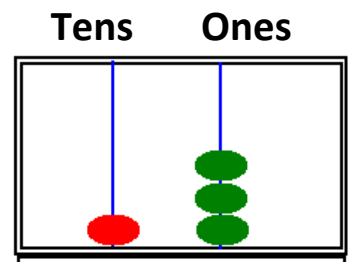
Date: 14<sup>th</sup> July, 2020.

Day: Tuesday

Topic: Place value

Web link: [https://youtu.be/sEUwL\\_UkTka](https://youtu.be/sEUwL_UkTka)

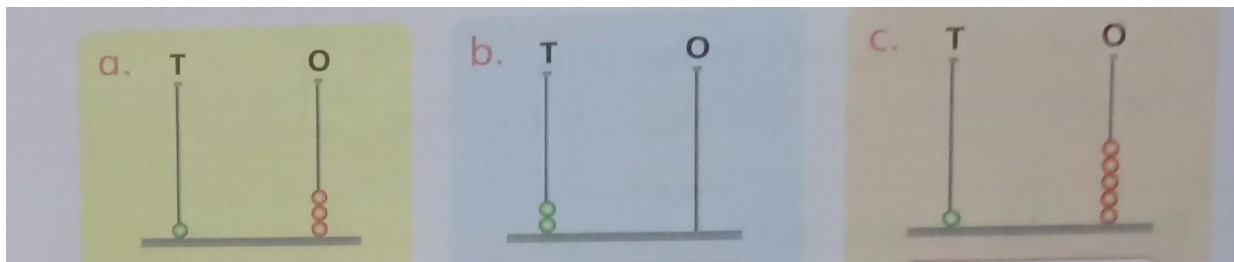
Place value



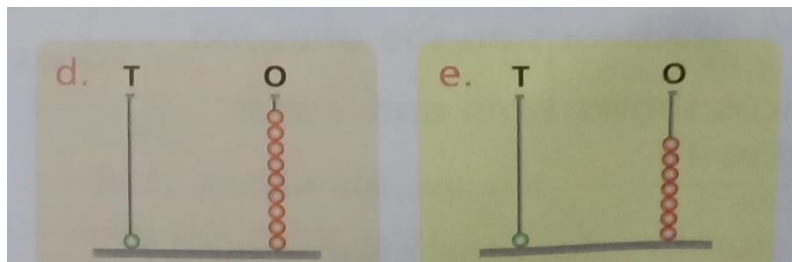
Number name

Thirteen

Write the number name in the box. Page#20, (7)



Thirteen



Write the number name. Page54, (3)

(a) 46 ————— Forty-six

(b) 99 —————

(c) 72 —————



(d)

53


(e)

20

(f)

100

**Colour the fish.**



Date: 15<sup>th</sup> July, 2020.

Day: Wednesday

Topic: Table of 10

Web link: <https://youtu.be/XLmwkrlCvts>

## Table of 10

### Learn and Write Table of 10:

Table of 10	Table of 10
$10 \times 1 = 10$	
$10 \times 2 = 20$	
$10 \times 3 = 30$	
$10 \times 4 = 40$	
$10 \times 5 = 50$	
$10 \times 6 = 60$	
$10 \times 7 = 70$	
$10 \times 8 = 80$	
$10 \times 9 = 90$	
$10 \times 10 = 100$	
$10 \times 11 = 110$	
$10 \times 12 = 120$	

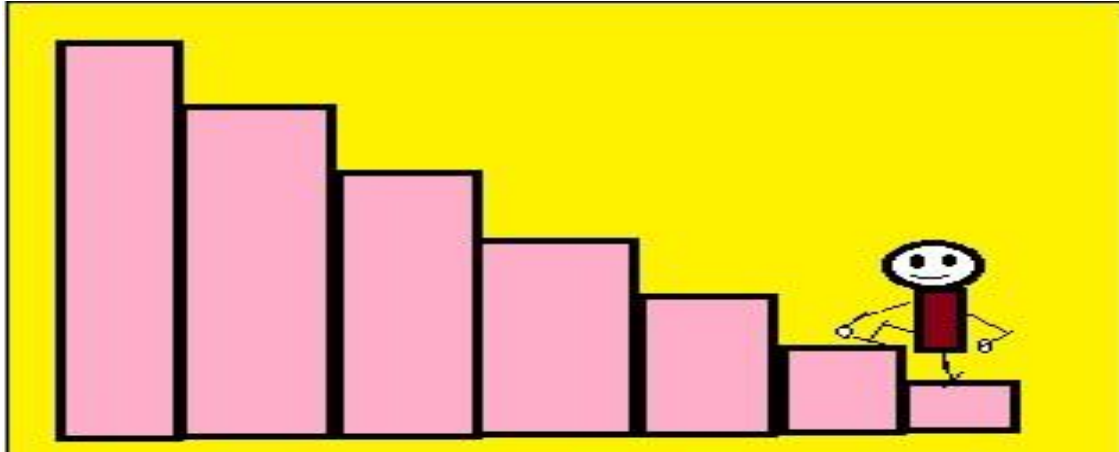
Date: 16<sup>th</sup> July, 2020.

Day: Thursday

Topic: Ascending order

Web link: <https://youtu.be/j1xmXZhsVH8>

### Ascending order



Count in tens and write in ascending order. Page20, (2)

10	20							
----	----	--	--	--	--	--	--	--

Put these numbers in ascending order. . Page47, (1)

(a)

11
21                      28
30                      25

(b)

41
33                      37
50                      40

11, 21, 25, 28, 30

---

(c)

62
54                      28
41                      30

(d)

100
89                      37
95                      40

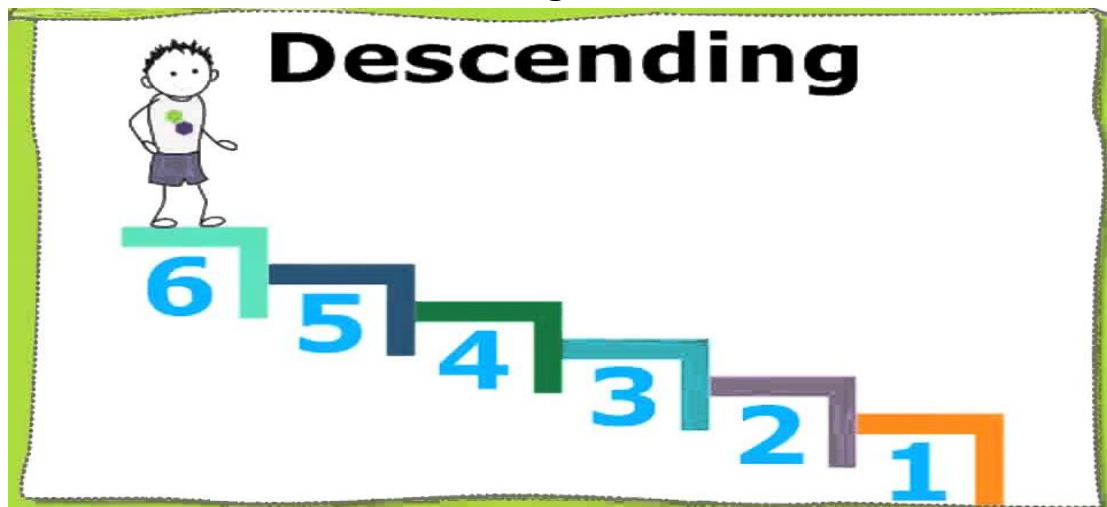
Date: 17<sup>th</sup> July, 2020.

Day: Friday

Topic: Descending order

Web link: [https://youtu.be/8NNvPHbgk\\_w](https://youtu.be/8NNvPHbgk_w)

Descending order



Count in tens and write in descending order. Page20, (3)

90	80							
----	----	--	--	--	--	--	--	--

Put these numbers in Descending order. Page47, (2)

(a)

77
86                      73
90                      70

(b)

58
44                      47
69                      43

90, 86, 77, 73, 70

(c)

100
69                      63
70                      99

(d)

26
18                      47
17                      22


Date: 18<sup>th</sup> July, 2020

Day: Saturday

Topic: Greater than, less than

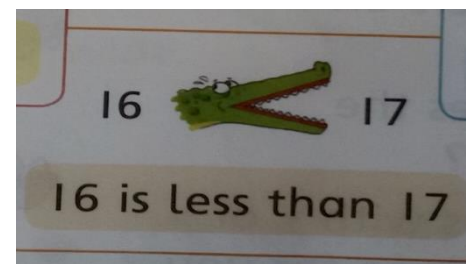

Web link: <https://youtu.be/eDkbuhchTS4>

Greater than, less than



Remember the hungry Croc.

Remember he always wants more.



Which is greater? Which is smaller? Write in empty boxes. Page22, (4)

(a) 40 is  than 60

(b) 10 is  than 20

(c) 50 is  than 40

(d) 80 is  than 30

(e) 70 is  than 20

(f) 90 is  than 70

(g) 20 is  than 40

(h) 60 is  than 70

Which is greater? Which is smaller? Write in empty boxes. Page44, (2)

$18 > 17$   
(a) 18 is  than 17

$2 < 19$   
(b) 2 is  than 19

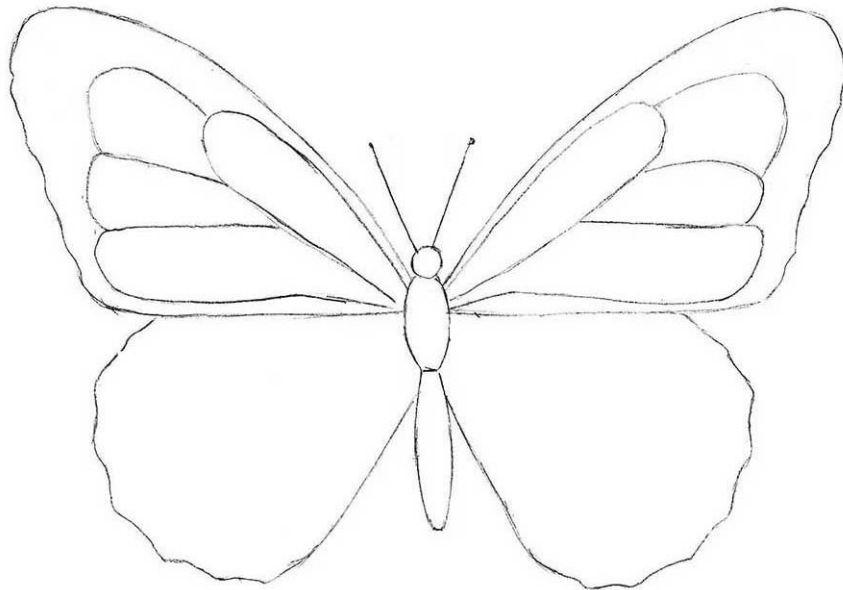
$14 < 15$   
(c) 14 is  than 15

$16 > 15$   
(d) 16 is  than 15

$10 > 9$   
(e) 10 is  than 9

$7 < 18$   
(f) 7 is  than 18

Colour the butterfly.



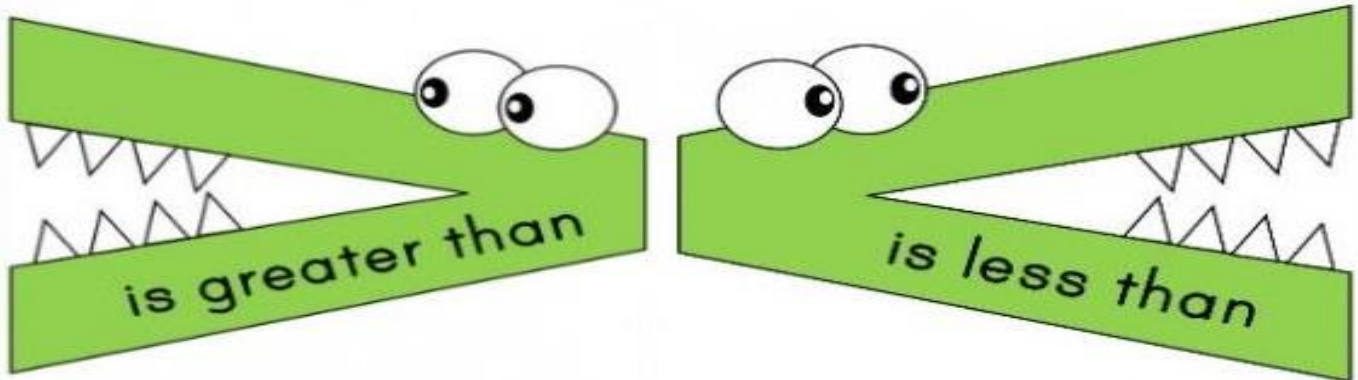
Date: 20<sup>th</sup> July 2020.

Day: Monday

Topic: Greater than, less than

Web link: <https://youtu.be/vKqo-VieRI>

Greater than, less than



Fill in the boxes with  $<$  or  $>$ . Page43, (1)

(a) 15  13

(b) 12  19

(c) 2  3

(d) 0  5

(e) 20  10

(f) 15  6

(g) 10  0

(h) 11  10

(i) 14  13

(j) 17  18

(k) 5  15

(l) 6  4

(m) 20  0

(n) 1  12

(o) 9  1

Fill in the boxes with < or >. Page44, (3)

(a) 9  10

(b) 14  6


(c) 4  17

(d) 5  0

(e) 19  8

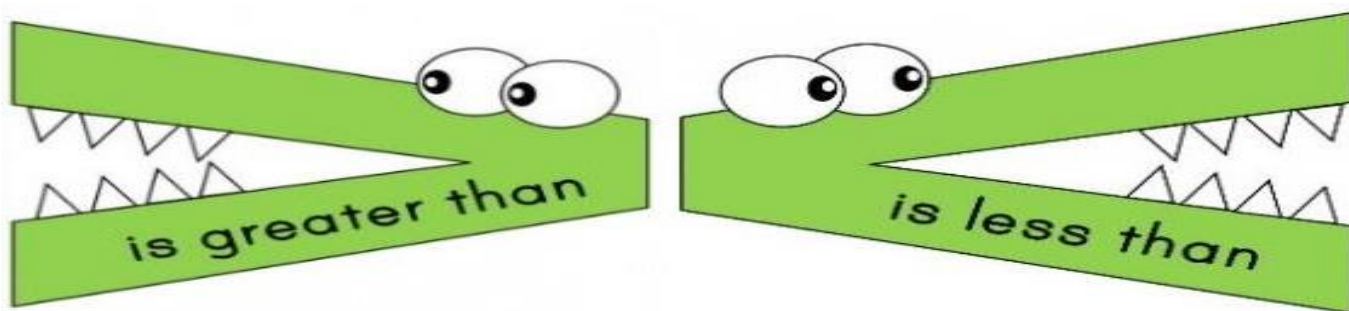
(f) 7  9

Colour the parrot.





Greater than, less than



Fill in the boxes with < or >. Page 46, (1)

(a) 46  70

(b) 29  92

(c) 81  18

(d) 0  100

(e) 99  20

(f) 40  39

(g) 10  80

(h) 29  30

(i) 28  20

(j) 10  80

(k) 9  90

(l) 85  58

(m) 63  36

(n) 57  75

(o) 48  84

(p) 41  39

(q) 52  47

(r) 11  15

(s) 94  24

(t) 56  76

(u) 27  57

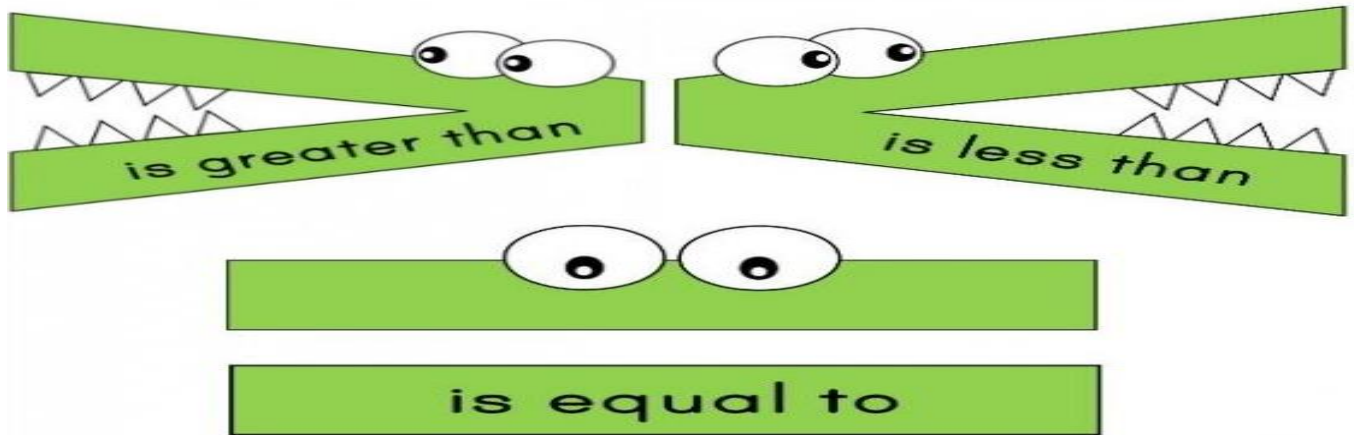
Date: 22<sup>nd</sup> July, 2020.

Day: Wednesday

Topic: Greater than, less than, equal to

Web link: <https://youtu.be/KQOmbXm3dak>

Greater than, less than, equal to



Fill in the boxes with  $<$ ,  $>$  or  $=$ . Page 45, (4)

(a) 2  12

(b) 15  11

(c) 10  10

(d) 19  13

(e) 14  12

(f) 9  18

(g) 13  16

(h) 13  10

(i) 15  14

(j) 11  11

(k) 10  11

(l) 18  16

(m) 11  9

(n) 17  19

(o) 20  18

(p) 17  15

(q) 16  17

(r) 19  20

(s) 12  11










(t) 14  14

(u) 15  8

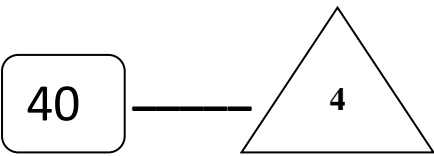
### Counting in tens

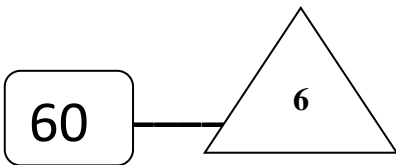
Write the missing numbers and learn the number names.

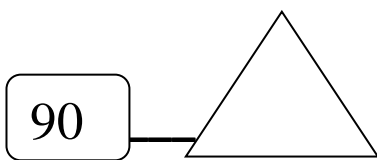
Page21. (1)

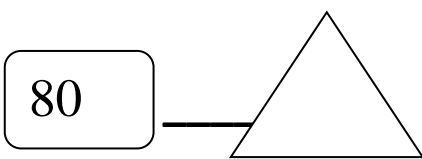
	1 stack of 10	<input type="text" value="10"/>	→	<input type="text" value="ten"/>
	2 stack of 10	<input type="text"/>	→	<input type="text" value="twenty"/>
	3 stack of 10	<input type="text"/>	→	<input type="text" value="thirty"/>
	4 stack of 10	<input type="text"/>	→	<input type="text" value="forty"/>
	5 stack of 10	<input type="text"/>	→	<input type="text" value="fifty"/>
	6 stack of 10	<input type="text"/>	→	<input type="text" value="sixty"/>
	7 stack of 10	<input type="text"/>	→	<input type="text" value="seventy"/>
	8 stack of 10	<input type="text"/>	→	<input type="text" value="eighty"/>
	9 stack of 10	<input type="text"/>	→	<input type="text" value="ninety"/>

**How many tens in the given number? Page24. (7)**


(a) 

(b) 

(c) 

(d) 

**Colour it.**




Date: 24<sup>th</sup> July, 2020.

Day: Friday

Topic: Draw beads on the abacus

Web link: <https://youtu.be/zM44SbVfSyU>

Draw beads on the abacus



Draw beads on the abacus to show the numbers.

Page20, (8)

a. Tens: 1 bead, Ones: 4 beads. Number: 14	b. Tens: 1 bead, Ones: 5 beads. Number: 15	c. Tens: 2 beads, Ones: 0 beads. Number: 20
d. Tens: 1 bead, Ones: 3 beads. Number: 13	e. Tens: 0 beads, Ones: 7 beads. Number: 7	f. Tens: 0 beads, Ones: 5 beads. Number: 5

Draw beads on the abacus to show the numbers. Write in the box.

Page23, (6)

a. Tens: 4 beads, Ones: 0 beads. Number: 40	b. Tens: 2 beads, Ones: 0 beads. Number: <input type="text"/>	c. Tens: 6 beads, Ones: 0 beads. Number: <input type="text"/>
---	---	---

Forty

Twenty

Sixty


d. Tens: 5 beads, Ones: 0 beads. Number: <input type="text"/>	e. Tens: 7 beads, Ones: 0 beads. Number: <input type="text"/>
---	---

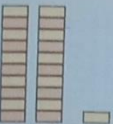
Fifty


Seventy

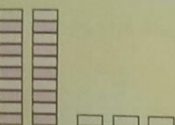
Number, Number name

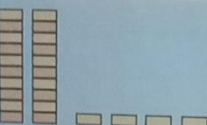
Write the missing numbers and the number names. Page27

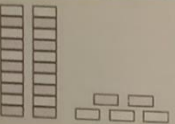
a.   $20 + 0$   $\leftarrow$  20  $\rightarrow$  twenty


b.   $20 + 1$   $\leftarrow$    $\rightarrow$  twenty-one


c.   $20 + 2$   $\leftarrow$    $\rightarrow$  twenty-two


d.    $\leftarrow$    $\rightarrow$


e.    $\leftarrow$    $\rightarrow$

f.   $20 + 5$   $\leftarrow$    $\rightarrow$

g.    $\leftarrow$    $\rightarrow$


h.    $\leftarrow$  27  $\rightarrow$


i.    $\leftarrow$    $\rightarrow$


j.    $\leftarrow$    $\rightarrow$


Number, Number name


Write the missing numbers and the number names. Page28

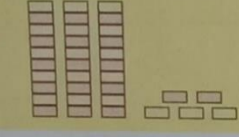
a.   $30 + 0$   $\leftarrow 30 \rightarrow$  thirty

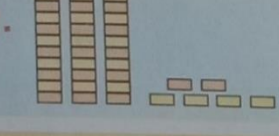
b.   $\leftarrow \quad \rightarrow$

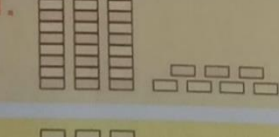
c.   $\leftarrow \quad \rightarrow$


d.   $\leftarrow \quad \rightarrow$

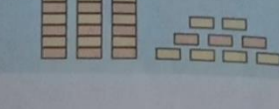
e.   $30 + 4$   $\leftarrow \quad \rightarrow$

f.   $\leftarrow \quad \rightarrow$

g.   $\leftarrow \quad \rightarrow$  thirty-six


h.   $\leftarrow \quad \rightarrow$

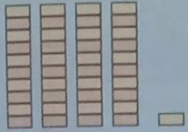
i.   $\leftarrow \quad \rightarrow$

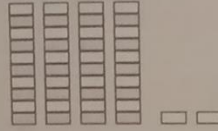
j.   $\leftarrow 39 \rightarrow$


Number, Number name

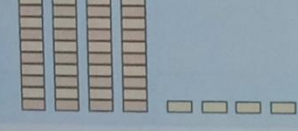
Write the missing numbers and the number names. Page 29


a.   $40 + 0 \leftarrow 40 \rightarrow$  forty

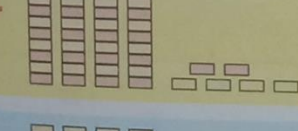
b.   $\leftarrow \square \rightarrow \square \rightarrow$


c.   $\leftarrow \square \rightarrow \square \rightarrow$


d.   $\leftarrow \square \rightarrow \square \rightarrow$


e.   $\leftarrow \square \rightarrow \square \rightarrow$

f.   $\leftarrow \square \rightarrow \square \rightarrow$

g.   $\leftarrow \square \rightarrow \square \rightarrow$

h.   $\leftarrow \square \rightarrow \square \rightarrow$

i.   $\leftarrow \square \rightarrow 48 \rightarrow$

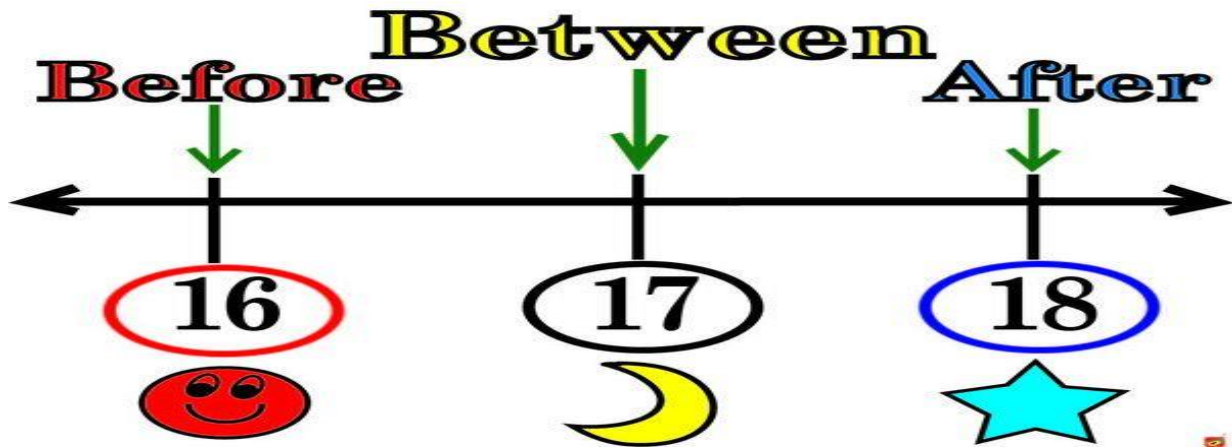
j.   $\leftarrow \square \rightarrow \square \rightarrow$



Topic: Before, Between, After

Web link: [https://youtu.be/\\_Ub1S-k5bAA](https://youtu.be/_Ub1S-k5bAA)

Before, Between, After



Write the numbers that comes... Page41, (1)

...Before	After...	...between...
43 , 44	23, 22	65, 64 ,67
_____,69	14,_____	19,_____, 21
_____, 80	99,_____	70,_____, 72
_____, 36	55,_____	38,_____,40
_____, 28	49,_____	57,_____,59
_____, 100	12 ,_____	98 ,_____,100
_____, 57	87 ,_____	46_____,48
_____, 19	38,_____	83,_____, 85

# Worksheet

Before

\_\_\_ 8

\_\_\_ 17

\_\_\_ 12

\_\_\_ 1

\_\_\_ 20

\_\_\_ 44

\_\_\_ 65

Between

1 \_\_\_ 3

20 \_\_\_ 22

8 \_\_\_ 10

14 \_\_\_ 16

31 \_\_\_ 33

19 \_\_\_ 21

11 \_\_\_ 13

After

6 \_\_\_

13 \_\_\_

29 \_\_\_

34 \_\_\_

17 \_\_\_

42 \_\_\_

39 \_\_\_

Date: 30<sup>th</sup> July, 2020.

Day: Friday

Topic: Biggest and Smallest number

Web link: <https://youtu.be/iOr1j9EJpDY>

## Biggest and Smallest number



Tick the biggest number and circle the smallest number.

Page 41, (2)

- (a)  $\sqrt{\quad}$   
33 , 28 , 36 , 19
- (b) 47 , 49 , 32 , 16
- (c) 60 , 40 , 100 , 80
- (d) 72 , 51 , 64 , 66
- (e) 87 , 90 , 99 , 100
- (f) 69 , 45 , 71 , 72