



DISTRICT PUBLIC SCHOOL & COLLEGE DEPALPUR

E-Learning Project

Summer Task

Tutorial Video Links

Home Assignments, Worksheets and Activities

Academic Session 2020-2021

Subject: Computer Science



Class: 5

Student's Name: _____

Father's Name: _____

Week # 03 (6th July, 2020 11th July,2020)

(Day 01)

Topic: Input Devices

Web Link: <https://www.youtube.com/playlist?list=PLrO4DffpX5pPaKT5HqvvBZRbXmK1QV9JP>

Q:3 Define Input Devices ?

Answer:

Devices which is used to enter data into a computer are called input devices.

Examples: Keyboard, Mouse, Scanner, Joystick, Microphone.



Learn and write answer on below lines.

Week # 03 (6th July, 2020 11th July,2020)

(Day 02)

Assessment:

Find out above mentioned five input devices.



Answer key

Web link: <https://www.youtube.com/playlist?list=PLrO4DffpX5pPaKT5HqvvBZRbXmK1QV9JP>

Week # 04 (13th July, 2020 18th July,2020)

(Day 01)

Topic: Keyboard

Web Link: <https://www.youtube.com/playlist?list=PLrO4DffpX5pPaKT5HqvvBZRbXmK1QV9JP>

Q: 4. What is Keyboard?



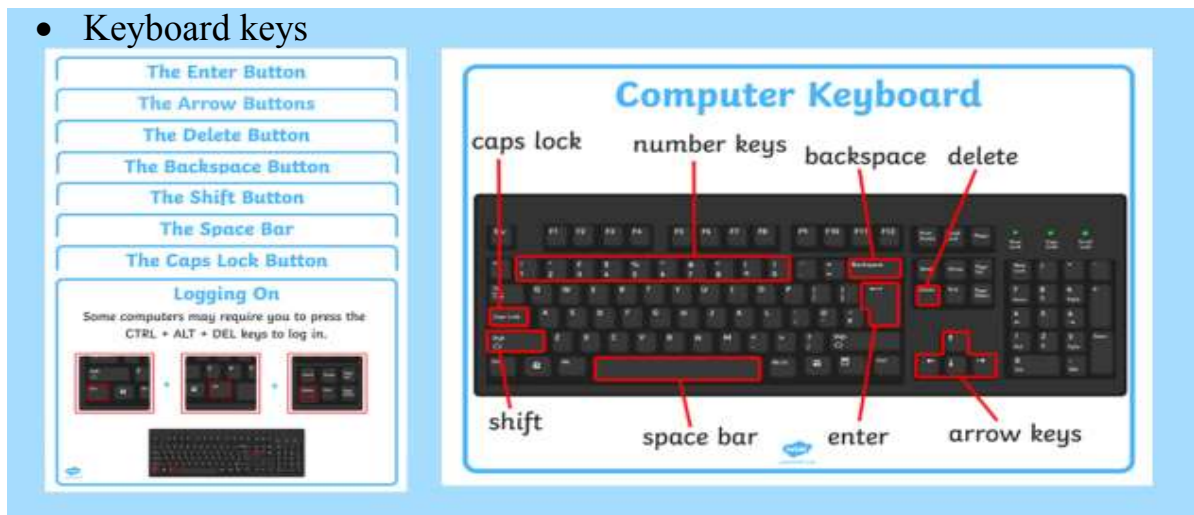
Answer:

Keyboard is the most commonly used input device it allows a user to type words, numbers or symbols into the computer.

Learn and write answer on below lines.

More about keyboard.

- Keyboard keys

An infographic titled "Computer Keyboard" with a light blue background. On the left, a vertical list of key types is shown in white boxes with blue text: "The Enter Button", "The Arrow Buttons", "The Delete Button", "The Backspace Button", "The Shift Button", "The Space Bar", and "The Caps Lock Button". Below this list is a section titled "Logging On" with the text "Some computers may require you to press the CTRL + ALT + DEL keys to log in." and three small images of keyboard key combinations. On the right, a black keyboard is shown with red boxes highlighting specific keys and labels: "caps lock", "number keys", "backspace", "delete", "shift", "space bar", "enter", and "arrow keys".


Week # 04 (13th July, 2020 18th July, 2020)

(Day 02)

Assessment:

1. Missing keys

Use a pencil to add the missing keys. Look at your keyboard to find them



2. Fill in the blanks.

1. Keyboard is an _____ device.
2. Keyboard is used to _____ words.
3. Keyboard is use to type words _____ or symbols into the computer.

3. Write the name of any five keyboard keys

1. _____
2. _____
3. _____
4. _____
5. _____

Answer key

Web Link: <https://www.youtube.com/playlist?list=PLrO4DffpX5pPaKT5HqvvBZRbXmK1QV9JP>

Week # 05 (20th July, 2020 25th July,2020)

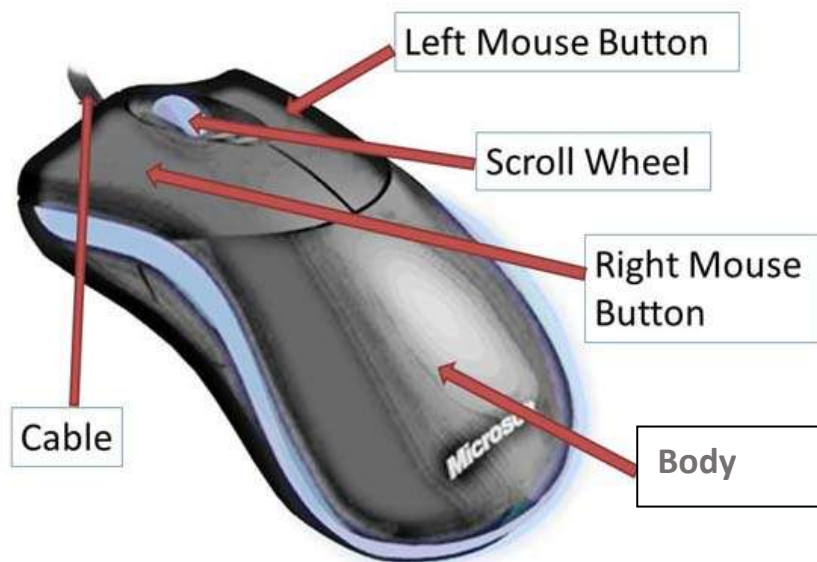
(Day 01)

Topic: Mouse

Web Link: <https://www.youtube.com/playlist?list=PLrO4DffpX5pPaKT5HqvvBZRbXmK1QV9JP>

Q:5. What is Mouse?

Mouse is an input device that enables a user to select commands (icons, menus) quickly on computer screen and perform different tasks. It is attached to system unit.



Learn and write answer on below lines.

Week # 05 (20th July, 2020 25th July,2020)

(Day 02)

Assessment

1. In the mouse shown below, (place your fingers on the image of the mouse to know)

Which button will you press for left click?

Identify the left button.

a) Colour the LEFT button BLUE

Which button will you press for right click?

Identify the right button .

b) Colour the RIGHT button RED



What is this? It is the



2. Fill in the blanks with the help of given picture clues.



a) The is connected to the By a wire.



By a wire.

b) The mouse points at anything on the monitor screen with the help of the



.....

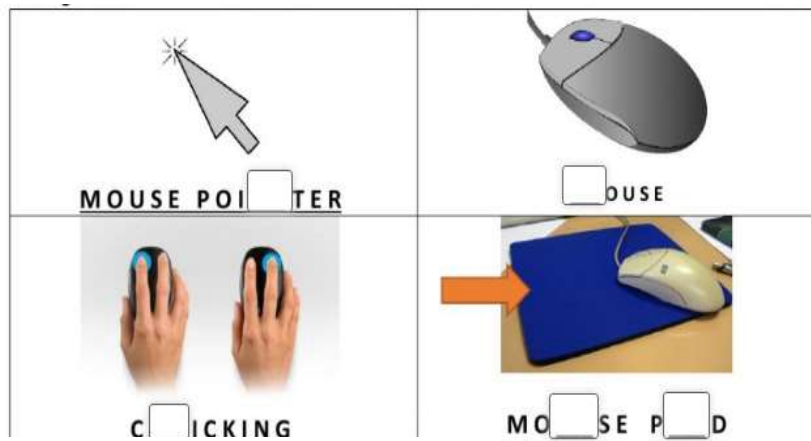
c) The mouse rests on a



2. Learn More about a Computer Mouse

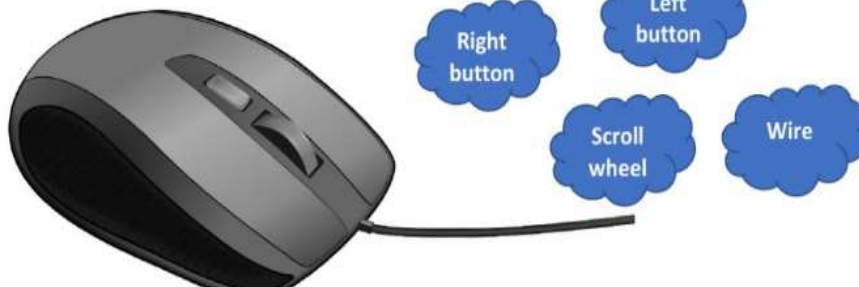
Look at the picture carefully. A letter is missing in the word in each picture.

Fill in the missing letters



Match names with the parts of mouse

F. Match the names with the parts of the mouse



Answer key

Web Link: <https://www.youtube.com/playlist?list=PLrO4DffpX5pPaKT5HqvwBZRbXmK1QV9JP>

Week # 06 (27th July, 2020 - 30th July,2020)

(Day 01)

Topic: Scanner

Web Link

Q: 6.What is Scanner?

Answer: <https://www.youtube.com/playlist?list=PLrO4DffpX5pPaKT5HqvvBZRbXmK1QV9JP>

Scanner is an input device which is used to scan text, pictures, images, documents etc.



Learn and write answer on below lines.

Week # 06 (27th July, 2020 - 30th July,2020)

(Day 02)

Assessment:

Write the names of things that a scanner can scan.

1. _____

2. _____

3. _____

